


TRAFFIC STUDY
NORLITE CORPORATION



**628 South Saratoga Street
Cohoes, NY 12047**

**City of Cohoes
Albany County
New York**

December 2003

Prepared By:

ERDMAN
ANTHONY 

Erdman, Anthony and Associates, Inc.
317 Brick Church Road
Troy, New York 12180

<u>EXECUTIVE SUMMARY</u>	<u>1</u>
<u>1.0 INTRODUCTION</u>	<u>3</u>
1.1 PURPOSE AND SCOPE	3
1.2 PROJECT CORRIDOR DESCRIPTION	3
<u>2.0 TRAFFIC COUNT FINDINGS</u>	<u>5</u>
2.1 METHODOLOGY	5
2.2 FINDINGS	8
<u>3.0 ORIGIN AND DESTINATION STUDY FINDINGS</u>	<u>12</u>
3.1 METHODOLOGY	12
3.2 FINDINGS	12
<u>5.0 CONCLUSIONS</u>	<u>14</u>

APPENDICIES

- Appendix A FHWA Vehicle Classifications/NYSDOT Traffic Counts
- Appendix B Traffic Count – Raw Data
- Appendix C Norlite Truck Scale Data

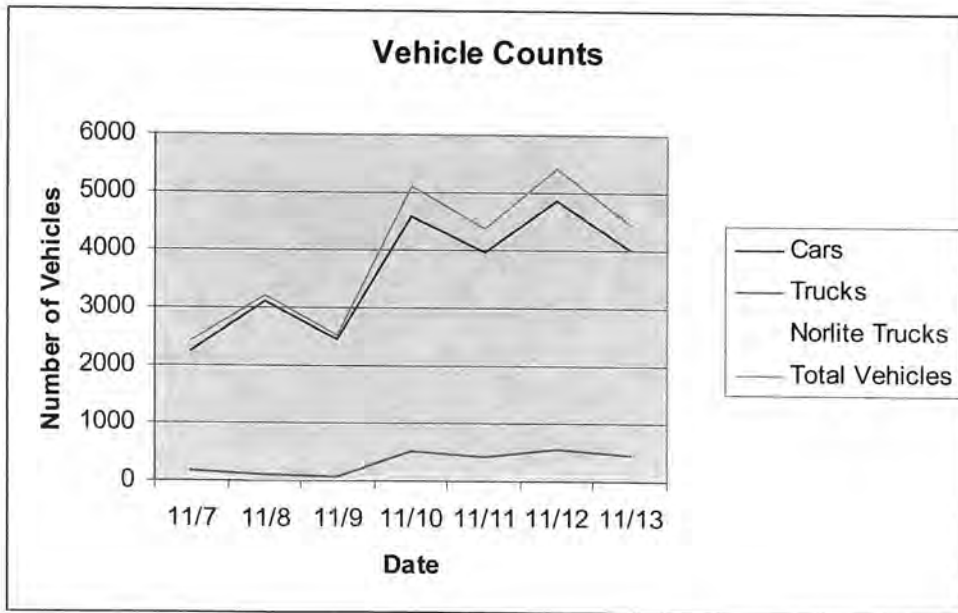
EXECUTIVE SUMMARY

Erdman Anthony and Associates, Inc. (Erdman Anthony) has been retained by the Norlite Corporation (Norlite) to complete a traffic study of the area surrounding the Norlite facility located at 628 South Saratoga Street, Cohoes, Albany County, New York. The purpose of the traffic study was to determine the degree of impact created by the Norlite truck traffic on the surrounding residences.

Traffic counts were conducted on Elm Street near its intersection with Cohoes Road (Route 32) between 2:30 PM November 7th and 6:15 PM November 13th, 2003. The traffic information recorded included vehicle speed and classification for fifteen-minute intervals throughout the study period.

A total of over 27,000 vehicles traveled along Elm Street over the six day time period. The westbound traffic comprised 49.5 percent of the total traffic and eastbound traffic comprised 50.5 percent of the total traffic. The traffic counts resulted in an Average Daily Traffic (ADT) for the westbound lane of 2,205 vehicles per day (vpd) and an ADT for the eastbound lane of 2,245 vpd.

Norlite provided Erdman Anthony with their truck scale data for November 7th through November 13th, 2003. The scale and electronic counter data indicated that the Norlite trucks exiting/entering the facility onto Elm Street, east of the facility, were between 21% (eastbound) and 26% (westbound) of the total truck traffic traveling on that stretch of road. The Norlite trucks were approximately 2% of all traffic on Elm Street, east of the facility. The following chart compares the Norlite truck traffic volumes against the total car, truck and vehicle traffic.



As illustrated above, the majority of traffic on Elm Street is comprised of passenger vehicles and

trucks with two axles. The November 11th data shows fewer vehicles due to the study start time of 2:30 PM. November 8th and 9th had fewer vehicles because these were weekend days.

A study of the origin and destination of trucks on Elm Street was conducted on November 21st, 2003. Observations indicated that the majority (82 %) of the trucks traveling on Elm Street were thru traffic. Many of the trucks were tri-axles, labeled as construction vehicles. Trucks leaving and entering the Norlite facility comprised 14% of the total truck traffic observed.

The results of the Norlite Traffic Study indicate that the Norlite trucks are not a significant portion of the traffic traveling on Elm Street. The majority of the traffic is comprised of passenger cars. Trucks entering and exiting the Norlite facility are between 14% (observed) and 26% (electronic counter) of the total truck traffic on Elm Street. This indicates that a minimum of 74% of the truck traffic on Elm Street is not generated by the Norlite Facility, but by commercial/industrial facilities located outside of the immediate area.

1.0 INTRODUCTION

Erdman Anthony and Associates, Inc. (Erdman Anthony) has been retained by the Norlite Corporation (Norlite) to complete a traffic study of the area surrounding the Norlite facility located at 628 South Saratoga Street, Cohoes, Albany County, New York. The project location is illustrated in Figure 1.

1.1 Purpose and Scope

The purpose of this Traffic Study is to collect, develop, and evaluate sufficient information to support conclusions and opinions regarding:

- the volume of traffic along Elm Street and Cohoes Road;
- the classification and percentages of each class of vehicle traveling along Elm Street;
- the amount and classification of traffic contributed by Norlite; and
- the origin/destination of the commercial/industrial traffic, which is not destined for the Norlite facility.

1.2 Project Corridor Description

This project is located in the City of Cohoes, Albany County, New York. The surrounding land consists of a mix of industrial, commercial, and residential uses. The project area generally consists of rolling terrain with railroad tracks crossing Elm Street east of the facility. The Hudson River and I-787 are located east of the site. NYS Route 7 is located south of the site.

The following sections discuss the vehicle counts, the origin and destination study, and the conclusions based on the data collected.

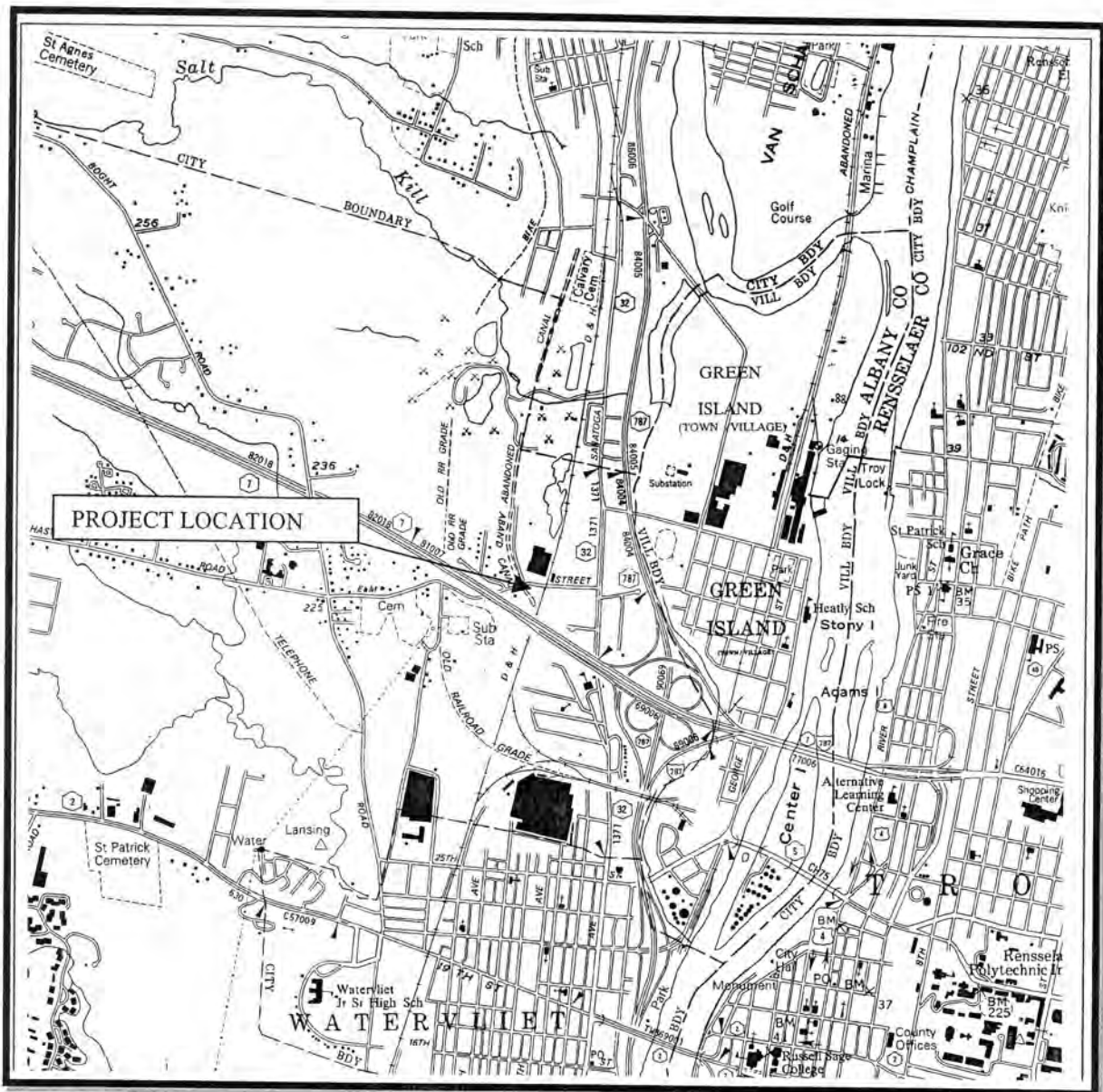


FIGURE 1
PROJECT LOCATION MAP

2.0 TRAFFIC COUNT FINDINGS

Traffic counts were conducted on Elm Street near its intersection with Cohoes Road (Route 32) between 2:30 PM November 7th and 6:15 PM November 13th, 2003. The traffic study was concluded one day prior to the original study end date. Adverse weather conditions required that the counting equipment be removed from the roadway. The traffic information recorded included vehicle speed and classification for fifteen-minute intervals throughout the study period.

In addition to the counts completed for Norlite, available counts conducted in the vicinity of the project were reviewed. The New York State Department of Transportation (NYSDOT) conducts traffic counts on state routes every several years. Cohoes Road (Rte 32), located east of the site, intersecting Elm Street, is a state route. The most recent count was taken in 2002. The Average Annual Daily Traffic is 6,406 vehicles per day from the City of Watervliet and Town of Colonie line, north to Tibbetts Avenue. This section of roadway is approximately 0.96 miles in length and includes the section of Route 32, which intersects Elm Street. The Route 32 traffic counts are included in Appendix A.

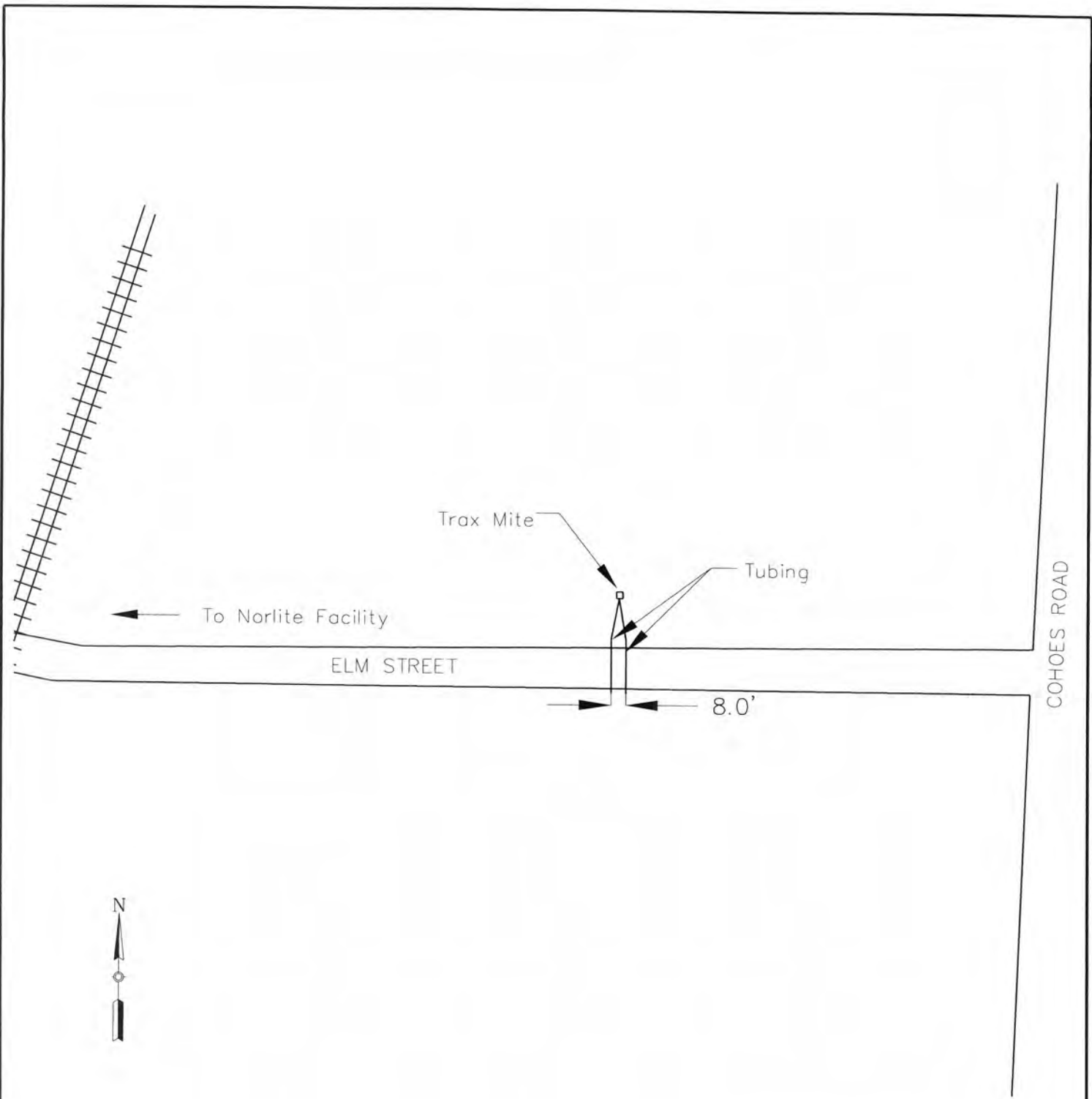
2.1 Methodology

A Trax Mite 2RT Counter was used to perform the traffic counts. The equipment was positioned on Elm Street west of the intersection with Cohoes Road and east of the railroad tracks. Figure 2 illustrates the approximate counter location. Two tubes were placed across both lanes of the roadway, spaced eight (8) feet apart. The tubes were connected to the Trax Mite, which recorded the vehicles as they crossed. The raw data collected from November 7th thru November 13th, 2003 is included in Appendix B. The data includes the fifteen-minute vehicle classification data, the 60-minute vehicle classification data, and the 60-minute speed data. The fifteen-minute vehicle classification data was utilized for the traffic data comparisons. The 60-minute vehicle classification and speed data are included for information purposes only.

The Federal Highway Administration (FHWA) has identified thirteen (13) vehicle classifications. These vehicle classifications are included in Appendix A. As illustrated in the raw data in Appendix B, a fourteenth vehicle class was recorded during the traffic counts. The counter classified all vehicles it could not identify as class 14. Visual observations conducted a minimum of three (3) times over the traffic study period indicated that the vehicles placed in Class 14 were mostly tri-axle trucks (Class 6). It was therefore conservatively assumed that fifty (50) percent of the vehicles in the class 14 category were triaxles (class 6) and the remainder of the vehicles were split between all of the vehicle classes, directly proportional to their percentage of the total traffic.

Norlite provided Erdman Anthony with their truck scale data for November 7 through November 13th, 2003. The truck scale data includes the vehicle type, weight and the time in/out of the Norlite facility. The scale data was compared to the vehicle count data to determine the percentage of traffic contributed by the Norlite facility. Norlite traffic

comprises trucks in classes 6 through 10. The truck scale data is included in Appendix C.



TRAFFIC COUNTER LAYOUT
 NORLITE TRAFFIC STUDY

CITY OF COHOES
 ALBANY COUNTY
 NEW YORK

DATE
 NOV 2003

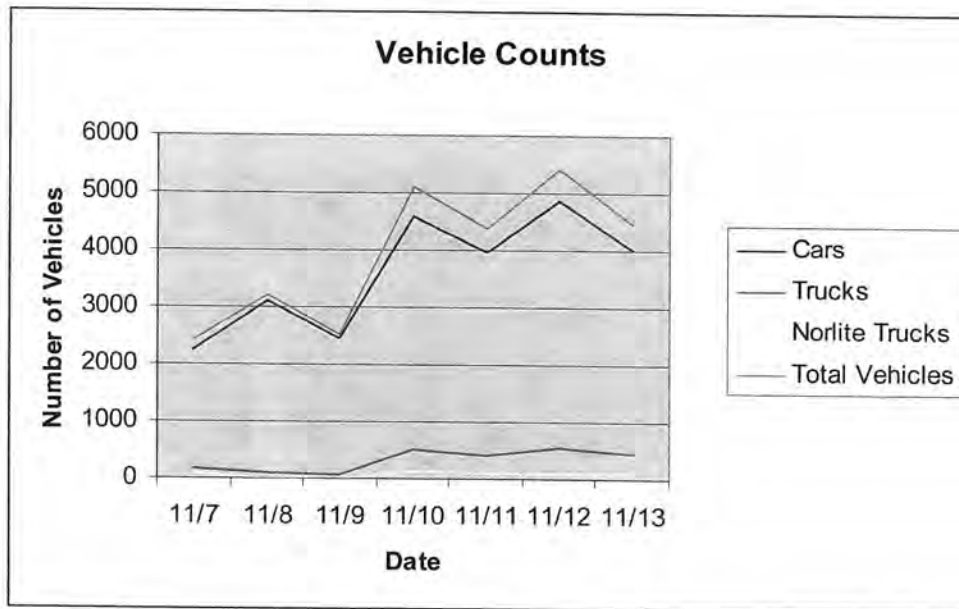
DRAWING NO.
 2

ERDMAN
 ANTHONY 

2.2 Findings

Table 1 provides a daily summary of the traffic recorded on Elm Street. As illustrated, a total of 27,443 vehicles traveled along Elm Street over the six day time period. The westbound traffic comprises 49.5 percent (13,599 vehicles) of the total traffic and eastbound traffic comprises 50.5 percent (13,844) of the total traffic. The traffic counts resulted in an Average Daily Traffic (ADT) for the westbound lane of 2,205 vehicles per day (vpd) and an ADT for the eastbound lane of 2,245 vpd.

Tables 2 and 3 provide a summary of the total traffic percentages and the Norlite traffic percentages, respectively. The data indicates that the Norlite trucks exiting/entering the facility onto Elm Street, east of the facility, are between 21 % (eastbound) and 26 % (westbound) of the total truck traffic traveling on that stretch of road. The Norlite trucks were approximately 2 percent of all traffic on Elm Street, east of the facility. The following chart compares the Norlite truck traffic volumes against the total car (Classes 1-5), truck (Classes 6-13) and vehicle (Classes 1-13) traffic.



The November 11th data shows fewer vehicles due to the study start time of 2:30 PM. November 8th and 9th had fewer vehicles because these were weekend days. As illustrated above, the majority of traffic on Elm Street is comprised of cars (classes 1-5) and the Norlite truck traffic is a small percentage of the traffic on Elm Street.

TABLE 1

NORLITE TRAFFIC COUNT RESULTS

Day	Class 1	Class 2	Class 3	Class 4	Class 5	Total Cars	Class 6	Class 7	Class 8	Class 9	Class 10	Class 11	Class 12	Class 13	Total Trucks	Total Vehicles
<i>Westbound Traffic</i>																
11/7/2003	3	1027	139	15	13	1198	32	5	24	8	2	0	2	7	80	1278
11/8/2003	3	1296	195	9	24	1527	14	1	15	1	2	0	1	0	35	1562
11/9/2003	0	1084	145	6	7	1242	12	1	9	1	0	0	0	0	24	1266
11/10/2003	7	1857	332	29	60	2285	95	6	63	46	6	0	5	12	233	2518
11/11/2003	2	1606	297	23	39	1967	73	5	44	41	5	1	3	10	182	2149
11/12/2003	4	1976	354	26	65	2426	101	5	65	40	7	0	7	6	231	2657
11/13/2003	3	1589	293	34	43	1962	96	4	61	28	5	1	2	10	207	2169
						12607									992	13599
<i>Eastbound Traffic</i>																
11/7/2003	7	847	150	10	16	1031	36	6	25	6	3	0	2	16	96	1127
11/8/2003	16	1300	240	12	17	1585	34	1	15	1	3	0	0	2	58	1643
11/9/2003	6	1017	178	2	8	1212	20	0	13	0	1	0	2	0	37	1249
11/10/2003	7	1848	355	27	53	2290	102	44	51	14	17	0	7	46	282	2572
11/11/2003	23	1615	305	15	31	1989	100	29	26	10	13	0	3	53	234	2223
11/12/2003	67	1917	393	14	54	2445	151	22	57	23	23	0	2	43	320	2765
11/13/2003	23	1642	298	27	40	2030	102	27	47	19	14	0	4	21	235	2265
						12582									1262	13844
<i>Vehicle Totals</i>																
						25189									2254	27443

TABLE 2

Vehicle Percentages

Traffic Counts from 11/7/03-11/13/03

Elm Street

<i>Vehicle Type</i>	<i>Westbound</i>		<i>Eastbound</i>	
	<i>6 Day Total (# of vehicles)</i>	<i>% of Traffic</i>	<i>6 Day Total (# of vehicles)</i>	<i>% of Traffic</i>
Passenger Cars, Trucks, Buses, RVs	12,607	93	12,582	91
Commercial Vehicles (FHWA Class 6-13)	992	7	1,262	9
Total	13,599	100	13,844	100

TABLE 3

Norlite Vehicle Percentages
 Traffic Counts from 11/7/03-11/13/03
 Elm Street

		Westbound			Eastbound			
Total Vehicles (# of vehicles)	Total Trucks (# of vehicles)	6 Day Total Norlite (# of vehicles)	% of Truck Traffic	% of Total Traffic	Total Trucks (# of vehicles)	6 Day Total Norlite (# of vehicles)	% of Truck Traffic	% of Total Traffic
13,599	992	260	26.21	1.91	1,262	260	20.60	1.88

3.0 ORIGIN AND DESTINATION STUDY FINDINGS

A study of the origin and destination of trucks on Elm Street was conducted on November 21st, 2003. The study was conducted between 7:00 AM and 10:00 AM in the morning and 2:00 PM and 4:00 PM in the afternoon. These time periods were selected to obtain a representative sampling of daily traffic patterns. There was not a discernible peak hour for truck traffic on Elm Street.

3.1 Methodology

The observed data was recorded in fifteen-minute intervals to ensure compatibility with the traffic count data. Observations included:

- the origin and destination of trucks traveling on Elm Street, east of the Norlite facility and
- the vehicle class of trucks traveling on Elm Street, east of the Norlite facility.

The truck origins/destinations were noted as either entering and exiting the Norlite facility, entering and exiting the Comfortex Facility, or traveling thru on Elm Street to and from destinations beyond the general area.

3.2 Findings

The traffic observations are provided in Table 4. Observations indicated that the majority (82 %) of the trucks traveling on Elm Street were observed to be thru traffic. Many of the trucks were tri-axles, labeled as construction vehicles. The November 21st observations indicated that trucks leaving and entering the Norlite facility comprised 14% of the total truck traffic observed. The remaining 4% of trucks were observed entering and exiting the Comfortex Facility adjacent to Norlite.

TABLE 4

Elm Street Traffic Observations (East of Norlite Corporation Facility) November 21, 2003

Time	Norlite Inbound		Norlite Outbound		Comfortex Inbound		Comfortex Outbound		Thru Westbound		Thru Eastbound		Total Trucks
	Truck Count	Truck Class	Truck Count	Truck Class	Truck Count	Truck Class	Truck Count	Truck Class	Truck Count	Truck Class	Truck Count	Truck Class	
7:00-7:15	1												11
7:15-7:30	1	10										10	23
7:30-7:45									1	6		6	14
7:45-8:00									3	6		7	8
8:00-8:15			1	6					3	6		6	16
8:15-8:30									2	6		6	24
8:30-8:45									2	9		6	17
8:45-9:00									1	10			11
9:00-9:15									1	10			11
9:15-9:30	1	10							2	6		6	19
9:30-9:45									1	7		7	8
9:45-10:00	1	9							3	6		6	10
2:00-2:15									1	9		9	20
2:15-2:30									3	6		6	16
2:30-2:45									2	6		6	8
2:45-3:00									1	9		9	18
3:00-3:15									1	7		7	7
3:15-3:30	1	6							1	8		8	10
3:30-3:45	1	9							1	9		9	21
3:45-4:00	1	10							1	6		6	10
Total # Trucks	6		2						37			44	99

5.0 CONCLUSIONS

As discussed in Section 2.0, the traffic counts resulted in an additional vehicle classification (class 14). Initial observations indicated that the majority of this traffic was tri-axle trucks. For a conservative estimate, 50 % of the class 14 traffic was placed into class 6 (tri-axles) and the remaining 50% was divided between all of the classifications, according to their percentage of the total traffic. This resulted in the Norlite trucks comprising 21% (eastbound) and 26% (westbound) of the total truck traffic on Elm Street. As discussed in Section 3.0, the Norlite trucks were observed to be 14% of the total truck traffic during the manual origin and destination study. If the Class 14 traffic were placed completely in Class 6, Norlite trucks would be 16 % (eastbound) and 20% (westbound) of the total truck traffic. It can be concluded that Norlite trucks on Elm Street comprise less than 20% of the total truck traffic.

The results of the Norlite Traffic Study indicate that the Norlite trucks are not a significant portion of the traffic traveling on Elm Street. The majority of the traffic is comprised of passenger cars and a minimum of 74% of the truck traffic is thru traffic destined for industrial/commercial facilities outside the immediate area.

APPENDIX A

FHWA VEHICLE TYPES

• Appendix 4-C FHWA Vehicle Types

The classification scheme is separated into categories depending on whether the vehicle carries passengers or commodities. Non-passenger vehicles are further subdivided by number of axles and number of units, including both power and trailer units. Note that the addition of a light trailer to a vehicle does not change the classification of the vehicle.

Automatic vehicle classifiers need an algorithm to interpret axle spacing information to correctly classify vehicles into these categories. The algorithm most commonly used is based on the "Scheme F" developed by Maine DOT in the mid-1980s. **The FHWA does not endorse "Scheme F" or any other classification algorithm.** Axle spacing characteristics for specific vehicle types are known to change from State to State. As a result, no single algorithm is best for all cases. It is up to each agency to develop, test, and refine an algorithm that meets its own needs.

FHWA Vehicle Classes with Definitions

1. **Motorcycles** (Optional) -- All two or three-wheeled motorized vehicles. Typical vehicles in this category have saddle type seats and are steered by handlebars rather than steering wheels. This category includes motorcycles, motor scooters, mopeds, motor-powered bicycles, and three-wheel motorcycles. This vehicle type may be reported at the option of the State.
2. **Passenger Cars** -- All sedans, coupes, and station wagons manufactured primarily for the purpose of carrying passengers and including those passenger cars pulling recreational or other light trailers.
3. **Other Two-Axle, Four-Tire Single Unit Vehicles** -- All two-axle, four-tire, vehicles, other than passenger cars. Included in this classification are pickups, panels, vans, and other vehicles such as campers, motor homes, ambulances, hearses, carryalls, and minibuses. Other two-axle, four-tire single-unit vehicles pulling recreational or other light trailers are included in this classification. *Because automatic vehicle classifiers have difficulty distinguishing class 3 from class 2, these two classes may be combined into class 2.*
4. **Buses** -- All vehicles manufactured as traditional passenger-carrying buses with two axles and six tires or three or more axles. This category includes only traditional buses (including school buses) functioning as passenger-carrying vehicles. Modified buses should be considered to be a truck and should be appropriately classified.

NOTE: In reporting information on trucks the following criteria should be used:

- a. Truck tractor units traveling without a trailer will be considered single-unit trucks.
 - b. A truck tractor unit pulling other such units in a "saddle mount" configuration will be considered one single-unit truck and will be defined only by the axles on the pulling unit.
 - c. Vehicles are defined by the number of axles in contact with the road. Therefore, "floating" axles are counted only when in the down position.
 - d. The term "trailer" includes both semi- and full trailers.
5. **Two-Axle, Six-Tire, Single-Unit Trucks** -- All vehicles on a single frame including trucks, camping and recreational vehicles, motor homes, etc., with two axles and dual rear wheels.
 6. **Three-Axle Single-Unit Trucks** -- All vehicles on a single frame including trucks, camping and recreational vehicles, motor homes, etc., with three axles.
 7. **Four or More Axle Single-Unit Trucks** -- All trucks on a single frame with four or more axles.
 8. **Four or Fewer Axle Single-Trailer Trucks** -- All vehicles with four or fewer axles consisting of two units, one of which is a tractor or straight truck power unit.
 9. **Five-Axle Single-Trailer Trucks** -- All five-axle vehicles consisting of two units, one of which is a tractor or straight truck power unit.
 10. **Six or More Axle Single-Trailer Trucks** -- All vehicles with six or more axles consisting of two units, one of which is a tractor or straight truck power unit.
 11. **Five or fewer Axle Multi-Trailer Trucks** -- All vehicles with five or fewer axles consisting of three or more units, one of which is a tractor or straight truck power unit.
 12. **Six-Axle Multi-Trailer Trucks** -- All six-axle vehicles consisting of three or more units, one of which is a tractor or straight truck power unit.
 13. **Seven or More Axle Multi-Trailer Trucks** -- All vehicles with seven or more axles consisting of three or

more units, one of which is a tractor or straight truck power unit.

NYSDOT TRAFFIC COUNTS

**NEW YORK STATE DEPARTMENT OF TRANSPORTATION
2002 Traffic Volume Report for ALBANY COUNTY**

		TWO-WAY TRAFFIC VOLUME		TOTAL TRAFFIC VOLUME	
ROUTE	ADJUSTED	ADJUSTED	ADJUSTED	ADJUSTED	ADJUSTED
32	0.47	RT 155 JCT	RT 2 JCT	01	3098
32	0.20	RT 2 JCT	23RD ST	01	13139
32	0.22	23RD ST	WATERVLIET N CITY LN	02	6406
32	0.96	CITY OF WATERVLIET&TOWN OF C	ACCESS TO RT 787I AT TIBBETS	02	6406
32	0.09	ACCESS TO RT 787I AT TIBBETS	COHOES S CITY LN	01	5928
32	0.73	CITY OF COHOES	DYKE AVE-ACCESS RT 787	01	5928
32	0.85	DYKE AVE-ACCESS RT 787	RT 470 JCT ONTARIO ST	01	4731
32	0.30	RT 470 JCT ONTARIO ST	SARATOGA CO LINE	01	17779
81	1.67	RTS 81 & 145 JCT	GREENE CO LINE	01	706
85	6.51	RENSSELAERVILLE CR 353 JCT	RT 143 FORDS CORNERS	01	1555
85	3.67	RT 143 FORDS CORNERS	START RT 443 OLAP	01	2030
85	2.02	START RT 443 OLAP	END RT 443 OLAP	02	4266
85	2.23	END RT 443 OLAP	RT 157 JCT	02	2761
85	0.90	RT 157 JCT	RT 85A NEW SALEM W JCT	01	4886
85	3.56	RT 85A NEW SALEM W JCT	RT 85A E JCT	01	3148
85	2.80	RT 85A E JCT	RT 140 SLINGERLANDS	02	8854
85	0.53	RT 140 SLINGERLANDS	RT 910E ACC SLINGERLAND BYPA	02	24541
85	0.42	RT 910E ACC SLINGERLAND BYPA	BLESSING RD	02	19106
85	1.64	BLESSING RD	ALBANY S CITY LN	02	14345
85	0.05	CITY OF ALBANY	ACC KRUMKILL RD EXIT	02	14345
85	0.22	ACC KRUMKILL RD EXIT	ACC BUCKINGHAM DR	00	14885
85	0.78	ACC BUCKINGHAM DR	RT 20 OVER	01	28953
85	0.04	RT 20 OVER	ACC BREVATOR ST	00	37017
85	0.68	ACC BREVATOR ST	ACC LINCOLN AVE	01	31693
85	0.44	ACC LINCOLN AVE	RT 90I UNDER END RT 85	00	41639
85A	3.07	RT 85 JCT NEW SALEM	RT 156 VOORHEESVILLE	01	4883
85A	0.71	RT 156 VOORHEESVILLE	RT 155 JCT	01	9081
85A	1.76	RT 155 JCT	RT 85 END RT 85A	01	6966
87I	3.97	GREEN CO LN	INTER 21A BERKSHIRE SECTION	02	39597
87I	1.33	INTER 21A BERKSHIRE SECTION	INTER 22 RT 396	02	47103
87I	6.43	INTER 22 RT 396	ALBANY CITY LINE	02	47748
87I	0.56	ALBANY CITY LINE	INTER 23 RTS 787I & 9W	02	47748
87I	2.78	INTER 23 RTS 787I & 9W	ALBANY CITY LINE	02	48145
87I	0.10	ALBANY CITY LINE	ALBANY CITY LINE	02	48145
87I	0.23	ALBANY CITY LINE	ALBANY CITY LINE	02	48145
87I	2.26	ALBANY CITY LINE	ALBANY CITY LINE	02	48145
87I	0.71	ALBANY CITY LINE	INTER 24 TOLL BOOTHS	02	48145
87I	0.49	INTER 24 TOLL BOOTHS	EXIT 1W RT 90I W UNDER	94	38587
87I	0.17	EXIT 1W RT 90I W UNDER	ACC RT 90I EAST & WEST BOUND	93	26398
87I	0.32	ACC RT 90I EAST & WEST BOUND	ALBANY CITY LINE TOWN OF GUI	01	117283
87I	0.82	TOWN OF GUILDERLAND	EXIT 2 RT 5	01	117283
87I	1.91	EXIT 2 RT 5	EXIT 4 ALBANY SHAKER ROAD UN	02	108390
87I	0.97	EXIT 4 ALBANY SHAKER ROAD UN	EXIT 5 RT 155	02	102043
87I	1.26	EXIT 5 RT 155	EXIT 6 RT 7	02	113480
87I	0.21	EXIT 6 RT 7	RT 7 OVERLAP BEGINS	91	60699
87I	0.38	RT 7 OVERLAP BEGINS	RT 7 OVERLAP ENDS	01	79996
87I	2.22	RT 7 OVERLAP ENDS	SARATOGA CO LINE	02	108761
90I	0.67	SCHENECTADY CO LINE	INTER 25 RTS 890I & 7 & 146	02	45701
90I	3.74	INTER 25 RTS 890I & 7 & 146	ALBANY CITY LINE	02	75781
90I	2.22	ALBANY CITY LINE	INTER 24 TOLL BOOTHS	02	75781
90I	0.27	INTER 24 TOLL BOOTHS	EXIT 1 87I NORTH BOUND RAMP	89	40776
90I	0.70	EXIT 1 87I NORTH BOUND RAMP	ACC TO WASHINGTON AVE EXIT 2	02	103097
90I	0.94	ACC TO WASHINGTON AVE EXIT 2	EXIT 3 STATE CAMPUS	01	116044
90I	0.32	EXIT 3 STATE CAMPUS	EXIT 4 RT 85	98	84268
90I	1.02	EXIT 4 RT 85	EXIT 5 EVERETT RD	98	86370

APPENDIX B

**15 MINUTE – CLASSIFICATION
DATA**

WEST

Installed By: Melanie Osterhout
 Serial Number: 08890
 Other Notes:

Date Printed: 12-Dec-03
 Counted at Elm Street
 Closest Cross Street: Cohoes Rd (Rt 32)

Westbound

Start Time	Class 1	Class 2	Class 3	Class 4	Class 5	Class 6	Class 7	Class 8	Class 9	Class 10	Class 11	Class 12	Class 13	Class 14	Total
11/07/03
00:15
00:30
00:45
01:00	0	0	0	0	0	0	0	0	0	0	0	0	0	0	0
01:15
01:30
01:45
02:00	0	0	0	0	0	0	0	0	0	0	0	0	0	0	0
02:15
02:30
02:45
03:00	0	0	0	0	0	0	0	0	0	0	0	0	0	0	0
03:15
03:30
03:45
04:00	0	0	0	0	0	0	0	0	0	0	0	0	0	0	0
04:15
04:30
04:45
05:00	0	0	0	0	0	0	0	0	0	0	0	0	0	0	0
05:15
05:30
05:45
06:00	0	0	0	0	0	0	0	0	0	0	0	0	0	0	0
06:15
06:30
06:45
07:00	0	0	0	0	0	0	0	0	0	0	0	0	0	0	0
07:15
07:30
07:45
08:00	0	0	0	0	0	0	0	0	0	0	0	0	0	0	0
08:15
08:30
08:45
09:00	0	0	0	0	0	0	0	0	0	0	0	0	0	0	0
09:15
09:30
09:45
10:00	0	0	0	0	0	0	0	0	0	0	0	0	0	0	0
10:15
10:30
10:45
11:00	0	0	0	0	0	0	0	0	0	0	0	0	0	0	0
11:15
11:30
11:45
Total	0	0	0	0	0	0	0	0	0	0	0	0	0	0	0
Percent	0.0%	0.0%	0.0%	0.0%	0.0%	0.0%	0.0%	0.0%	0.0%	0.0%	0.0%	0.0%	0.0%	0.0%	0.0%

Installed By: Melanie Osterhout
 Serial Number: 08890
 Other Notes:

Date Printed: 12-Dec-03
 Counted at Elm Street
 Closest Cross Street: Cohoes Rd (Rt 32)

Westbound

Start Time	Class 1	Class 2	Class 3	Class 4	Class 5	Class 6	Class 7	Class 8	Class 9	Class 10	Class 11	Class 12	Class 13	Class 14	Total
12 PM
12:15
12:30
12:45
13:00	0	0	0	0	0	0	0	0	0	0	0	0	0	0	0
13:15
13:30
13:45
14:00	0	0	0	0	0	0	0	0	0	0	0	0	0	0	0
14:15
14:30	0	47	8	2	0	2	0	0	1	0	0	0	0	3	63
14:45	0	35	8	0	1	1	0	1	0	0	0	1	0	0	47
15:00	0	82	16	2	1	3	0	1	1	0	0	1	0	3	110
15:15	0	26	6	1	2	0	1	1	1	0	0	1	0	4	42
15:15	1	37	9	0	0	0	0	1	0	0	0	0	0	1	49
15:30	0	34	10	1	1	1	0	4	1	0	0	0	0	1	53
15:45	0	43	8	1	0	2	2	2	0	0	0	0	0	3	61
16:00	1	140	33	3	3	3	3	8	2	0	0	0	0	9	205
16:15	0	44	5	0	0	1	0	3	1	1	0	0	0	6	61
16:30	0	59	4	0	1	0	0	2	0	0	0	0	0	3	69
16:30	0	44	11	0	1	0	0	1	0	1	0	0	1	4	63
16:45	0	52	7	2	2	0	0	1	1	0	0	1	1	3	70
17:00	0	199	27	2	4	1	0	7	2	2	0	1	2	16	263
17:15	0	49	5	3	0	0	0	0	0	0	0	0	3	10	70
17:15	0	61	4	0	1	0	0	0	0	0	0	0	0	3	69
17:30	1	54	8	0	0	0	1	1	1	0	0	0	0	2	68
17:45	1	28	1	0	0	0	0	0	0	0	0	0	0	0	30
18:00	2	192	18	3	1	0	1	1	1	0	0	0	3	15	237
18:15	0	26	2	1	0	0	1	0	0	0	0	0	1	0	31
18:15	0	29	2	0	0	0	0	1	0	0	0	0	0	1	34
18:30	0	24	4	1	0	0	0	1	0	0	0	0	0	0	30
18:45	0	24	3	0	0	0	0	2	0	0	0	0	0	0	29
19:00	0	103	11	2	0	0	1	4	0	0	0	0	2	1	124
19:15	0	27	3	2	1	0	0	1	1	0	0	0	0	3	38
19:30	0	17	3	0	0	0	0	0	0	0	0	0	0	0	20
19:30	0	21	4	0	1	0	0	0	0	0	0	0	0	0	26
19:45	0	18	0	0	0	0	0	0	0	0	0	0	0	0	18
20:00	0	83	10	2	2	0	0	1	1	0	0	0	0	3	102
20:15	0	9	1	0	1	0	0	1	0	0	0	0	0	0	12
20:15	0	12	0	0	0	0	0	0	0	0	0	0	0	0	12
20:30	0	20	2	0	0	0	0	0	0	0	0	0	0	0	22
20:45	0	18	1	0	0	0	0	0	0	0	0	0	0	1	20
21:00	0	59	4	0	1	0	0	1	0	0	0	0	0	1	66
21:15	0	14	3	1	0	0	0	0	0	0	0	0	0	1	19
21:15	0	21	1	0	0	0	0	0	0	0	0	0	0	0	22
21:30	0	14	0	0	0	0	0	0	0	0	0	0	0	0	14
21:45	0	17	3	0	0	0	0	0	1	0	0	0	0	0	21
22:00	0	66	7	1	0	0	0	0	1	0	0	0	0	1	76
22:15	0	13	1	0	0	0	0	0	0	0	0	0	0	0	14
22:15	0	11	1	0	0	0	0	0	0	0	0	0	0	0	12
22:30	0	10	3	0	0	0	0	0	0	0	0	0	0	0	13
22:45	0	11	0	0	0	0	0	0	0	0	0	0	0	0	11
23:00	0	45	5	0	0	0	0	0	0	0	0	0	0	0	50
23:15	0	14	1	0	0	0	0	0	0	0	0	0	0	0	15
23:15	0	8	0	0	0	0	0	0	0	0	0	0	0	0	8
23:30	0	11	2	0	1	0	0	0	0	0	0	0	0	0	14
23:45	0	6	2	0	0	0	0	0	0	0	0	0	0	0	8
Total	3	1008	136	15	13	7	5	23	8	2	0	0	0	49	1278
Percent	0.2%	78.9%	10.6%	1.2%	1.0%	0.5%	0.4%	1.8%	0.6%	0.2%	0.0%	0.2%	0.5%	3.8%	

Installed By: Melanie Osterhout
 Serial Number: 08890
 Other Notes:

Date Printed: 12-Dec-03
 Counted at Elm Street
 Closest Cross Street: Cohoes Rd (Rt 32)

Westbound

Start Time	Class 1	Class 2	Class 3	Class 4	Class 5	Class 6	Class 7	Class 8	Class 9	Class 10	Class 11	Class 12	Class 13	Class 14	Total
11/08/03	0	3	1	0	0	0	0	0	0	0	0	0	0	0	4
00:15	0	2	0	0	0	0	0	0	0	0	0	0	0	0	2
00:30	0	5	0	0	0	0	0	0	0	0	0	0	0	0	5
00:45	0	3	0	0	0	0	0	0	0	0	0	0	0	0	3
01:00	0	13	1	0	0	0	0	0	0	0	0	0	0	0	14
01:15	0	3	0	0	0	0	0	0	0	0	0	0	0	0	3
01:30	0	3	0	0	0	0	0	0	0	0	0	0	0	0	3
01:45	0	4	0	0	0	0	0	0	0	0	0	0	0	0	4
	0	3	0	0	0	0	0	0	0	0	0	0	0	0	3
	0	13	0	0	0	0	0	0	0	0	0	0	0	0	13
02:00	0	5	0	0	0	0	0	0	0	0	0	0	0	0	5
02:15	0	2	0	0	0	0	0	0	0	0	0	0	0	0	2
02:30	0	6	1	0	0	0	0	0	0	0	0	0	0	0	7
02:45	0	2	0	0	0	0	0	0	0	0	0	0	0	0	2
	0	15	1	0	0	0	0	0	0	0	0	0	0	0	16
03:00	0	3	0	0	0	0	0	0	0	0	0	0	0	0	3
03:15	0	5	1	0	0	0	0	0	0	0	0	0	0	0	6
03:30	0	2	2	0	0	0	0	0	0	0	0	0	0	0	4
03:45	0	5	0	0	0	0	0	0	0	0	0	0	0	0	5
	0	15	3	0	0	0	0	0	0	0	0	0	0	0	18
04:00	0	9	0	0	0	0	0	0	0	0	0	0	0	0	9
04:15	0	3	1	0	0	0	0	0	0	0	0	0	0	0	4
04:30	0	6	0	0	0	0	0	0	0	0	0	0	0	0	6
04:45	0	3	1	0	0	0	0	0	0	0	0	0	0	0	4
	0	21	2	0	0	0	0	0	0	0	0	0	0	0	23
05:00	0	4	1	0	0	0	0	0	1	0	0	0	0	0	6
05:15	0	3	1	0	0	0	0	0	0	0	0	0	0	0	4
05:30	0	12	1	0	0	0	0	0	0	0	0	0	0	0	13
05:45	0	40	5	0	0	0	0	0	0	0	0	1	0	0	46
	0	59	8	0	0	0	0	0	1	0	0	1	0	0	69
06:00	0	18	2	0	0	0	0	0	0	0	0	0	0	0	20
06:15	0	9	1	0	0	0	0	0	0	0	0	0	0	0	10
06:30	0	6	3	1	1	0	0	0	0	0	0	0	0	1	12
06:45	0	15	4	0	0	0	1	0	0	0	0	0	0	0	20
	0	48	10	1	1	0	1	0	0	0	0	0	0	1	62
07:00	0	5	1	0	0	0	0	0	0	0	0	0	0	0	6
07:15	0	3	2	2	1	0	0	1	0	0	0	0	0	0	9
07:30	0	7	0	0	0	0	0	0	0	0	0	0	0	0	7
07:45	0	10	4	0	0	0	0	0	0	0	0	0	0	0	14
	0	25	7	2	1	0	0	1	0	0	0	0	0	0	36
08:00	0	17	1	1	1	0	0	0	0	0	0	0	0	0	20
08:15	0	6	2	0	0	0	0	0	0	0	0	0	0	0	8
08:30	0	13	1	0	0	0	0	0	0	0	0	0	0	0	14
08:45	0	14	4	0	1	0	0	1	0	0	0	0	0	0	20
	0	50	8	1	2	0	0	1	0	0	0	0	0	0	62
09:00	0	12	3	0	0	0	0	1	0	0	0	0	0	1	17
09:15	0	9	2	0	0	0	0	0	0	0	0	0	0	0	11
09:30	0	15	4	0	0	0	0	0	0	0	0	0	0	1	20
09:45	0	17	1	0	1	0	0	0	0	0	0	0	0	0	19
	0	53	10	0	1	0	0	1	0	0	0	0	0	2	67
10:00	0	11	4	1	2	0	0	0	0	0	0	0	0	0	18
10:15	0	16	2	0	1	0	0	0	0	0	0	0	0	0	19
10:30	0	16	1	0	0	0	0	0	0	0	0	0	0	0	17
10:45	0	20	2	0	0	0	0	1	0	0	0	0	0	1	24
	0	63	9	1	3	0	0	1	0	0	0	0	0	1	78
11:00	0	18	3	0	0	0	0	0	0	0	0	0	0	0	21
11:15	0	19	2	0	0	0	0	0	0	0	0	0	0	0	21
11:30	0	20	5	1	0	0	0	0	0	0	0	0	0	0	26
11:45	0	33	3	0	0	0	0	3	0	0	0	0	0	0	39
	0	90	13	1	0	0	0	3	0	0	0	0	0	0	107
Total	0	465	72	6	8	0	1	7	1	0	0	1	0	4	565
Percent	0.0%	82.3%	12.7%	1.1%	1.4%	0.0%	0.2%	1.2%	0.2%	0.0%	0.0%	0.2%	0.0%	0.7%	

Installed By: Melanie Osterhout
 Serial Number: 08890
 Other Notes:

Date Printed: 12-Dec-03
 Counted at Elm Street
 Closest Cross Street: Cohoes Rd (Rt 32)

Westbound

Start Time	Class 1	Class 2	Class 3	Class 4	Class 5	Class 6	Class 7	Class 8	Class 9	Class 10	Class 11	Class 12	Class 13	Class 14	Total
12 PM	0	30	4	0	0	0	0	0	0	0	0	0	0	4	38
12:15	0	40	4	0	0	0	0	0	0	0	0	0	0	0	44
12:30	0	24	8	1	1	0	0	0	0	0	0	0	0	1	35
12:45	0	27	3	0	0	0	0	0	0	0	0	0	0	0	30
13:00	0	121	19	1	1	0	0	0	0	0	0	0	0	5	147
13:15	0	22	4	0	1	0	0	0	0	0	0	0	0	1	28
13:30	0	22	4	0	1	0	0	0	0	0	0	0	0	0	27
13:45	0	21	5	1	5	0	0	0	0	0	0	0	0	0	32
	0	17	4	0	0	0	0	0	0	0	0	0	0	0	23
	0	82	17	1	7	0	0	1	0	0	0	0	0	2	110
14:00	0	16	2	0	0	0	0	0	0	0	0	0	0	0	18
14:15	0	15	1	0	0	0	0	0	0	0	0	0	0	0	16
14:30	0	17	0	0	1	0	0	0	0	0	0	0	0	0	20
14:45	0	16	4	1	0	0	0	0	0	0	0	0	0	0	24
	0	64	7	1	1	0	0	0	0	0	0	0	0	4	78
15:00	0	21	5	0	1	0	0	0	0	0	0	0	0	0	27
15:15	0	24	2	0	0	0	0	0	0	0	0	0	0	0	26
15:30	0	23	3	0	0	0	0	0	0	0	0	0	0	0	27
15:45	0	28	3	0	0	0	0	0	0	0	0	0	0	0	31
	0	96	13	0	1	0	0	1	0	0	0	0	0	0	111
16:00	0	22	3	0	0	0	0	2	0	0	0	0	0	1	28
16:15	1	27	3	0	0	0	0	0	0	0	0	0	0	0	31
16:30	0	17	5	0	0	0	0	0	0	0	0	0	0	2	24
16:45	0	29	7	0	0	0	0	1	0	0	0	0	0	1	38
	1	95	18	0	0	0	0	3	0	0	0	0	0	4	121
17:00	2	24	1	0	1	0	0	0	0	0	0	0	0	0	28
17:15	0	16	4	0	1	0	0	0	0	0	0	0	0	0	21
17:30	0	18	2	0	0	0	0	0	0	0	0	0	0	0	20
17:45	0	24	2	0	0	0	0	0	0	0	0	0	0	0	26
	2	82	9	0	2	0	0	0	0	0	0	0	0	0	95
18:00	0	16	6	0	0	0	0	1	0	0	0	0	0	0	23
18:15	0	17	2	0	0	0	0	0	0	2	0	0	0	0	21
18:30	0	19	1	0	1	0	0	0	0	0	0	0	0	1	22
18:45	0	15	2	0	0	0	0	0	0	0	0	0	0	2	19
	0	67	11	0	1	0	0	1	0	2	0	0	0	3	85
19:00	0	14	1	0	0	0	0	0	0	0	0	0	0	1	16
19:15	0	6	3	0	0	0	0	1	0	0	0	0	0	0	10
19:30	0	15	0	0	0	0	0	0	0	0	0	0	0	0	15
19:45	0	12	2	0	0	0	0	0	0	0	0	0	0	0	14
	0	47	6	0	0	0	0	1	0	0	0	0	0	1	55
20:00	0	9	5	0	0	0	0	0	0	0	0	0	0	0	14
20:15	0	10	1	0	1	0	0	0	0	0	0	0	0	0	16
20:30	0	11	0	0	1	0	0	0	0	0	0	0	0	4	12
20:45	0	10	0	0	0	0	0	0	0	0	0	0	0	0	10
	0	40	6	0	2	0	0	0	0	0	0	0	0	4	52
21:00	0	12	1	0	0	0	0	0	0	0	0	0	0	0	13
21:15	0	12	3	0	0	0	0	0	0	0	0	0	0	0	15
21:30	0	19	1	0	0	0	0	0	0	0	0	0	0	0	20
21:45	0	9	2	0	0	0	0	0	0	0	0	0	0	0	11
	0	52	7	0	0	0	0	0	0	0	0	0	0	0	59
22:00	0	12	0	0	0	0	0	0	0	0	0	0	0	1	13
22:15	0	11	2	0	0	0	0	0	0	0	0	0	0	0	13
22:30	0	6	0	0	0	0	0	0	0	0	0	0	0	0	6
22:45	0	16	0	0	0	0	0	0	0	0	0	0	0	0	16
	0	45	2	0	0	0	0	0	0	0	0	0	0	1	48
23:00	0	12	2	0	0	0	0	0	0	0	0	0	0	0	14
23:15	0	6	3	0	0	0	0	0	0	0	0	0	0	0	7
23:30	0	5	1	0	1	0	0	0	0	0	0	0	0	0	9
23:45	0	6	0	0	0	0	0	0	0	0	0	0	0	0	6
	0	29	6	0	1	0	0	0	0	0	0	0	0	0	36
Total	3	820	121	3	16	0	0	8	0	2	0	0	0	24	997
Percent	0.3%	82.2%	12.1%	0.3%	1.6%	0.0%	0.0%	0.8%	0.0%	0.2%	0.0%	0.0%	0.0%	2.4%	

Installed By: Melanie Osterhout
 Serial Number: 08890
 Other Notes:

Date Printed: 12-Dec-03
 Counted at Elm Street
 Closest Cross Street: Cohoes Rd (Rt 32)

Westbound

Start Time	Class 1	Class 2	Class 3	Class 4	Class 5	Class 6	Class 7	Class 8	Class 9	Class 10	Class 11	Class 12	Class 13	Class 14	Total
11/09/03	0	1	0	0	0	0	0	0	0	0	0	0	0	0	1
00:15	0	9	0	0	0	0	0	0	0	0	0	0	0	0	9
00:30	0	8	0	0	0	0	0	0	0	0	0	0	0	0	8
00:45	0	3	0	0	0	0	0	0	0	0	0	0	0	0	3
01:00	0	21	0	0	0	0	0	0	0	0	0	0	0	0	21
01:15	0	7	0	0	0	0	0	0	0	0	0	0	0	0	7
01:30	0	9	1	0	0	0	0	0	0	0	0	0	0	0	10
01:45	0	7	0	0	0	0	0	0	0	0	0	0	0	0	7
02:00	0	2	0	0	0	0	0	0	0	0	0	0	0	0	2
02:15	0	25	1	0	0	0	0	0	0	0	0	0	0	0	26
02:30	0	6	0	0	0	0	0	0	0	0	0	0	0	0	6
02:45	0	3	1	1	0	0	0	0	0	0	0	0	0	0	5
03:00	0	1	0	0	0	0	0	0	0	0	0	0	0	0	1
03:15	0	2	0	0	0	0	0	0	0	0	0	0	0	0	2
03:30	0	12	1	1	0	0	0	0	0	0	0	0	0	0	14
03:45	0	2	0	0	0	0	0	0	0	0	0	0	0	0	2
04:00	0	8	0	0	0	0	0	0	0	0	0	0	0	0	8
04:15	0	6	0	0	0	0	0	0	0	0	0	0	0	0	6
04:30	0	4	0	0	0	0	0	0	0	0	0	0	0	0	4
04:45	0	6	0	0	0	0	0	0	0	0	0	0	0	0	6
05:00	0	1	0	0	0	0	0	0	0	0	0	0	0	0	1
05:15	0	17	0	0	0	0	0	0	0	0	0	0	0	0	17
05:30	0	2	0	0	0	0	0	0	0	0	0	0	0	0	2
05:45	0	4	1	0	1	0	0	0	0	0	0	0	0	0	6
06:00	0	7	2	0	0	0	0	0	0	0	0	0	0	0	9
06:15	0	19	2	0	0	0	0	0	0	0	0	0	0	0	21
06:30	0	32	5	0	1	0	0	0	0	0	0	0	0	2	39
06:45	0	11	0	0	0	0	0	0	0	0	0	0	0	0	11
07:00	0	5	0	0	0	0	0	0	0	0	0	0	0	0	5
07:15	0	6	0	0	0	0	0	0	0	0	0	0	0	0	6
07:30	0	4	0	0	0	0	0	0	0	0	0	0	0	0	4
07:45	0	3	1	0	0	0	0	0	0	0	0	0	0	0	4
08:00	0	15	2	0	0	0	0	0	0	0	0	0	0	0	17
08:15	0	6	1	0	0	0	0	0	0	0	0	0	0	0	7
08:30	0	7	0	0	0	0	0	0	0	0	0	0	0	0	7
08:45	0	8	1	0	0	0	0	0	1	0	0	0	0	0	8
09:00	0	5	2	0	0	0	0	0	0	0	0	0	0	0	7
09:15	0	26	4	0	0	0	0	0	0	0	0	0	0	0	30
09:30	0	12	0	0	0	0	0	0	1	0	0	0	0	0	13
09:45	0	13	2	0	0	0	0	0	0	0	0	0	0	0	15
10:00	0	6	1	0	0	0	0	0	0	0	0	0	0	0	7
10:15	0	18	0	0	0	0	0	0	0	0	0	0	0	0	18
10:30	0	49	3	0	0	0	0	0	0	0	0	0	0	0	52
10:45	0	18	4	0	0	0	0	0	0	0	0	0	0	0	22
11:00	0	11	4	1	0	0	0	0	0	0	0	0	0	0	16
11:15	0	13	3	0	2	0	0	0	0	0	0	0	0	0	19
11:30	0	17	4	0	0	0	0	0	1	0	0	0	0	0	22
11:45	0	59	15	1	2	0	0	1	0	0	0	0	0	0	77
Total	0	367	43	2	3	0	0	2	1	0	0	0	0	0	422
Percent	0.0%	87.0%	10.2%	0.5%	0.7%	0.0%	0.0%	0.5%	0.2%	0.0%	0.0%	0.0%	0.0%	0.0%	0.9%

Installed By: Melanie Osterhout
 Serial Number: 08890
 Other Notes:

Date Printed: 12-Dec-03
 Counted at Elm Street
 Closest Cross Street: Cohoes Rd (Rt 32)

Westbound

Start Time	Class 1	Class 2	Class 3	Class 4	Class 5	Class 6	Class 7	Class 8	Class 9	Class 10	Class 11	Class 12	Class 13	Class 14	Total
12 PM	0	23	4	0	0	0	1	0	0	0	0	0	0	1	29
12:15	0	18	6	0	0	0	0	0	0	0	0	0	0	0	24
12:30	0	25	4	1	0	0	0	0	0	0	0	0	0	1	31
12:45	0	28	1	0	0	0	0	0	0	0	0	0	0	0	29
13:00	0	94	15	1	0	0	1	0	0	0	0	0	0	2	113
13:15	0	29	5	1	0	0	0	1	0	0	0	0	0	1	37
13:30	0	12	3	0	0	0	0	0	0	0	0	0	0	1	16
13:30	0	14	3	0	0	0	0	0	0	0	0	0	0	1	16
13:45	0	22	3	0	0	0	0	0	0	0	0	0	0	0	17
14:00	0	77	14	1	0	0	0	2	0	0	0	0	0	0	26
14:00	0	18	3	0	1	0	0	0	0	0	0	0	0	2	96
14:15	0	22	5	0	0	0	0	0	0	0	0	0	0	2	24
14:30	0	19	1	1	0	0	0	0	0	0	0	0	0	2	29
14:45	0	17	8	0	0	0	0	0	0	0	0	0	0	1	22
15:00	0	76	17	1	1	0	0	0	0	0	0	0	0	1	26
15:00	0	24	3	0	0	0	0	1	0	0	0	0	0	6	101
15:15	0	24	4	0	0	0	0	0	0	0	0	0	0	0	28
15:30	0	18	1	0	0	0	0	0	0	0	0	0	0	2	30
15:45	0	24	1	0	0	0	0	0	0	0	0	0	0	0	19
16:00	0	90	9	0	0	0	0	2	0	0	0	0	0	0	26
16:00	0	23	1	0	1	0	0	0	0	0	0	0	0	2	103
16:15	0	17	2	0	0	0	0	0	0	0	0	0	0	2	27
16:30	0	18	4	0	0	0	0	0	0	0	0	0	0	0	19
16:45	0	20	2	0	0	0	0	0	0	0	0	0	0	0	22
17:00	0	78	9	0	1	0	0	1	0	0	0	0	0	1	24
17:00	0	15	2	1	0	0	0	0	0	0	0	0	0	3	92
17:15	0	19	3	0	1	0	0	0	0	0	0	0	0	0	18
17:30	0	13	4	0	1	0	0	1	0	0	0	0	0	1	24
17:45	0	17	1	0	0	0	0	0	0	0	0	0	0	0	19
18:00	0	64	10	1	2	0	0	1	0	0	0	0	0	2	20
18:00	0	11	3	0	0	0	0	0	0	0	0	0	0	3	81
18:15	0	17	1	0	0	0	0	0	0	0	0	0	0	0	14
18:30	0	15	0	0	0	0	0	1	0	0	0	0	0	1	20
18:45	0	19	0	0	0	0	0	0	0	0	0	0	0	0	15
19:00	0	62	4	0	0	0	0	1	0	0	0	0	0	0	19
19:00	0	13	1	0	0	0	0	0	0	0	0	0	0	1	68
19:15	0	10	4	0	0	0	0	0	0	0	0	0	0	0	14
19:30	0	18	1	0	0	0	0	0	0	0	0	0	0	0	14
19:45	0	13	0	0	0	0	0	0	0	0	0	0	0	0	19
20:00	0	54	6	0	0	0	0	0	0	0	0	0	0	0	13
20:00	0	9	2	0	0	0	0	0	0	0	0	0	0	0	60
20:15	0	9	1	0	0	0	0	0	0	0	0	0	0	1	12
20:30	0	14	1	0	0	0	0	0	0	0	0	0	0	0	10
20:45	0	12	3	0	0	0	0	0	0	0	0	0	0	0	15
21:00	0	44	7	0	0	0	0	0	0	0	0	0	0	0	15
21:00	0	13	0	0	0	0	0	0	0	0	0	0	0	1	52
21:15	0	8	0	0	0	0	0	0	0	0	0	0	0	0	13
21:30	0	9	1	0	0	0	0	0	0	0	0	0	0	0	8
21:45	0	5	1	0	0	0	0	0	0	0	0	0	0	0	10
22:00	0	35	2	0	0	0	0	0	0	0	0	0	0	0	6
22:00	0	7	2	0	0	0	0	0	0	0	0	0	0	0	37
22:15	0	2	0	0	0	0	0	0	0	0	0	0	0	0	9
22:30	0	4	2	0	0	0	0	0	0	0	0	0	0	0	2
22:45	0	6	1	0	0	0	0	0	0	0	0	0	0	0	6
23:00	0	19	5	0	0	0	0	0	0	0	0	0	0	0	7
23:00	0	3	1	0	0	0	0	0	0	0	0	0	0	0	24
23:15	0	5	0	0	0	0	0	0	0	0	0	0	0	0	4
23:30	0	3	1	0	0	0	0	0	0	0	0	0	0	0	5
23:45	0	4	0	0	0	0	0	0	0	0	0	0	0	0	4
Total	0	15	2	0	0	0	0	0	0	0	0	0	0	0	4
Total	0	708	100	4	4	0	1	7	0	0	0	0	0	0	17
Percent	0.0%	83.9%	11.8%	0.5%	0.5%	0.0%	0.1%	0.8%	0.0%	0.0%	0.0%	0.0%	0.0%	2.4%	844

Installed By: Melanie Osterhout
 Serial Number: 08890
 Other Notes:

Date Printed: 12-Dec-03
 Counted at Elm Street
 Closest Cross Street: Cohoes Rd (Rt 32)

Westbound

Start Time	Class 1	Class 2	Class 3	Class 4	Class 5	Class 6	Class 7	Class 8	Class 9	Class 10	Class 11	Class 12	Class 13	Class 14	Total
11/10/03	0	5	0	0	0	0	0	0	0	0	0	0	0	0	5
00:15	0	5	0	0	0	0	0	0	0	0	0	0	0	0	5
00:30	0	4	1	0	0	0	0	0	0	0	0	0	0	0	5
00:45	0	0	0	0	0	0	0	0	0	0	0	0	0	0	0
01:00	0	14	1	0	0	0	0	0	0	0	0	0	0	0	15
01:15	0	2	1	0	0	0	0	0	0	0	0	0	0	0	3
01:30	0	1	0	0	0	0	0	0	0	0	0	0	0	0	1
01:45	0	2	0	0	0	0	0	0	0	0	0	0	0	0	2
02:00	0	6	1	0	0	0	0	0	0	0	0	0	0	0	7
02:15	0	5	0	0	0	0	0	0	0	0	0	0	0	0	5
02:30	0	1	1	0	0	0	0	0	0	0	0	0	0	0	2
02:45	0	4	0	0	0	0	0	0	0	0	0	0	0	0	4
03:00	0	2	0	0	0	0	0	0	0	0	0	0	0	0	2
03:15	0	12	1	0	0	0	0	0	0	0	0	0	0	0	13
03:30	0	1	0	0	0	0	0	0	0	0	0	0	0	0	1
03:45	0	2	1	0	0	0	0	0	0	0	0	0	0	0	3
04:00	0	4	1	0	0	0	0	0	0	0	0	0	0	0	5
04:15	0	8	2	0	0	0	0	0	0	0	0	0	0	0	10
04:30	0	6	0	0	0	0	0	0	0	0	0	0	0	0	6
04:45	0	12	1	0	0	0	0	0	0	0	0	0	0	0	13
05:00	0	1	0	0	0	0	0	0	0	0	0	0	0	0	1
05:15	0	2	1	0	0	0	0	0	0	0	0	0	0	0	3
05:30	0	1	0	0	0	0	0	0	0	0	0	0	0	0	1
05:45	0	4	1	0	0	0	0	0	0	0	0	0	0	0	5
06:00	0	8	2	0	0	0	0	0	0	0	0	0	0	0	10
06:15	0	6	0	0	0	0	0	0	0	0	0	0	0	0	6
06:30	0	12	1	0	0	0	0	0	0	0	0	0	0	0	13
06:45	0	6	0	0	0	0	0	0	0	0	0	0	0	0	6
07:00	0	1	0	0	0	0	0	0	0	0	0	0	0	0	1
07:15	0	25	1	0	0	0	0	0	0	0	0	0	0	0	26
07:30	0	5	1	0	0	0	0	0	0	0	0	0	0	0	6
07:45	0	8	1	0	1	0	0	0	0	0	0	0	0	0	10
08:00	0	8	2	0	0	0	0	0	0	0	0	0	0	0	10
08:15	0	14	4	0	1	0	0	0	0	0	0	0	0	0	19
08:30	0	35	8	0	2	0	0	0	0	0	0	0	0	0	45
08:45	0	15	4	0	0	0	0	1	1	0	0	0	0	0	22
09:00	0	38	4	0	1	1	0	1	2	1	0	0	0	1	49
09:15	0	20	9	1	1	2	0	2	0	0	0	0	0	3	38
09:30	0	31	9	0	1	2	1	1	0	0	0	0	1	5	51
09:45	0	104	26	1	3	5	1	5	3	1	0	0	1	10	160
10:00	0	20	5	1	0	0	0	1	0	0	0	0	0	1	28
10:15	0	14	5	1	1	1	0	2	1	0	0	0	0	2	27
10:30	1	24	2	1	1	0	0	1	3	0	0	1	2	2	38
10:45	1	36	7	1	3	1	0	1	1	1	0	0	0	2	54
11:00	2	94	19	4	5	2	0	5	5	1	0	1	2	7	147
11:15	0	28	7	1	0	0	0	1	0	0	0	0	0	3	40
11:30	0	26	4	0	0	0	0	0	1	0	0	0	0	1	32
11:45	0	10	4	1	0	1	0	0	2	0	0	0	0	3	21
12:00	0	22	2	0	0	3	0	2	2	0	0	0	0	0	31
12:15	0	86	17	2	0	4	0	3	5	0	0	0	0	0	124
12:30	1	15	6	1	1	1	1	1	0	0	0	0	0	7	27
12:45	0	15	7	0	1	0	0	1	1	0	0	0	0	0	25
13:00	0	18	7	1	3	1	0	0	0	0	0	0	0	1	31
13:15	0	13	2	0	0	1	0	0	0	0	0	0	0	1	17
13:30	1	61	22	2	5	3	1	2	1	0	0	0	0	2	100
13:45	0	11	6	0	0	1	1	1	1	0	0	0	0	2	23
14:00	0	13	3	0	2	2	0	1	2	0	0	0	0	1	24
14:15	0	17	8	0	1	1	0	0	1	0	0	0	0	1	29
14:30	0	18	5	0	0	0	0	3	0	0	0	0	0	0	26
14:45	0	59	22	0	3	4	1	5	4	0	0	0	0	4	102
15:00	0	25	2	0	1	1	0	0	3	0	0	0	0	0	33
15:15	0	19	4	1	0	1	0	0	1	0	0	0	1	0	26
15:30	0	17	5	0	3	0	1	0	3	0	0	0	0	0	29
15:45	0	26	5	0	4	2	0	1	0	0	0	0	1	2	41
16:00	0	87	16	1	8	4	1	1	7	0	0	0	2	2	129
Total	3	591	136	10	26	22	4	21	25	2	0	1	5	32	878
Percent	0.3%	67.3%	15.5%	1.1%	3.0%	2.5%	0.5%	2.4%	2.8%	0.2%	0.0%	0.1%	0.6%	3.6%	

Installed By: Melanie Osterhout
 Serial Number: 08890
 Other Notes:

Date Printed: 12-Dec-03
 Counted at Elm Street
 Closest Cross Street: Cohoes Rd (Rt 32)

Westbound

Start Time	Class 1	Class 2	Class 3	Class 4	Class 5	Class 6	Class 7	Class 8	Class 9	Class 10	Class 11	Class 12	Class 13	Class 14	Total
12 PM	1	30	4	0	2	0	0	2	0	0	0	0	0	8	47
12:15	0	27	7	1	2	3	0	3	2	1	0	0	1	4	51
12:30	0	28	9	1	4	2	0	4	1	0	0	0	0	2	51
12:45	0	21	3	1	1	1	1	3	0	0	0	0	0	7	38
13:00	1	106	23	3	9	6	1	12	3	1	0	0	1	21	187
13:15	0	25	6	0	2	2	0	2	3	0	0	0	0	1	41
13:30	0	28	2	0	0	2	0	0	0	0	0	0	0	1	33
13:45	0	19	3	0	1	2	0	1	0	0	0	0	0	1	27
14:00	0	20	5	0	0	0	0	0	2	0	0	0	0	2	29
14:15	1	92	16	0	3	6	0	3	5	0	0	0	0	5	130
14:30	0	19	8	1	1	0	0	1	0	0	0	0	0	4	35
14:45	0	35	6	1	1	1	0	0	2	0	0	0	0	0	46
15:00	0	35	9	0	0	1	1	1	0	0	0	0	0	5	52
15:15	0	40	7	3	1	1	0	1	2	0	0	0	0	0	55
15:30	1	129	30	5	3	3	1	3	4	0	0	0	0	9	188
15:45	0	34	4	0	5	0	0	2	0	0	0	0	1	1	47
16:00	1	40	2	1	1	1	0	2	1	1	0	0	2	3	55
16:15	0	37	6	0	2	1	0	1	0	0	0	0	0	2	49
16:30	0	38	10	1	2	0	0	0	0	0	0	0	0	4	55
16:45	1	149	22	2	10	2	0	5	1	1	0	0	3	10	206
17:00	0	36	5	0	1	0	0	2	0	0	0	0	0	3	47
17:15	0	64	4	2	0	0	0	2	0	0	0	1	0	3	76
17:30	0	53	6	1	1	0	0	0	3	0	0	0	1	4	69
17:45	0	67	9	1	0	0	0	3	0	1	0	0	0	1	82
18:00	1	220	24	4	2	0	0	7	3	1	0	1	1	11	274
18:15	0	50	6	1	0	0	0	1	1	0	0	1	0	3	64
18:30	0	54	5	1	0	0	0	4	0	1	0	1	0	8	75
18:45	0	36	10	1	1	0	0	1	0	0	0	0	1	1	51
19:00	0	32	9	0	1	0	0	1	0	0	0	0	0	0	43
19:15	1	172	30	3	2	0	0	7	1	1	0	2	2	12	233
19:30	0	26	4	0	1	0	0	0	0	0	0	0	0	2	33
19:45	0	29	4	0	0	0	0	0	0	0	0	0	0	0	33
20:00	0	30	3	0	0	0	0	0	1	0	0	0	0	0	34
20:15	0	35	7	0	3	0	0	1	0	0	0	0	0	4	50
20:30	0	120	18	0	4	0	0	1	1	0	0	0	0	6	150
20:45	0	18	2	0	0	0	0	0	0	0	0	1	0	1	22
21:00	0	25	1	0	0	0	0	0	0	0	0	0	0	0	26
21:15	0	12	2	0	0	0	0	1	0	0	0	0	0	0	15
21:30	0	16	2	0	0	0	0	0	0	0	0	0	0	1	19
21:45	0	71	7	0	0	0	0	1	0	0	0	1	0	2	82
22:00	0	15	0	0	0	0	0	0	2	0	0	0	0	0	17
22:15	0	10	0	1	0	0	0	0	0	0	0	0	0	0	11
22:30	0	11	3	0	0	0	0	0	0	0	0	0	0	2	16
22:45	0	19	1	0	0	0	0	0	0	0	0	0	0	0	20
23:00	0	55	4	1	0	0	0	0	2	0	0	0	0	2	64
23:15	0	14	1	0	0	0	0	1	0	0	0	0	0	0	16
23:30	0	14	2	0	0	0	0	0	0	0	0	0	0	0	16
23:45	0	9	2	0	0	0	0	0	0	0	0	0	0	0	11
24:00	0	12	1	0	0	0	0	0	0	0	0	0	0	0	13
24:15	0	49	6	0	0	0	0	1	0	0	0	0	0	0	56
24:30	0	6	0	0	0	0	0	0	0	0	0	0	0	1	7
24:45	0	6	0	0	0	0	0	0	0	0	0	0	0	0	6
25:00	0	13	3	0	0	0	0	0	0	0	0	0	0	0	16
25:15	0	7	1	0	0	0	0	0	0	0	0	0	0	0	8
25:30	0	32	4	0	0	0	0	0	0	0	0	0	0	1	37
25:45	0	8	2	0	0	0	0	1	0	0	0	0	0	0	11
26:00	0	10	1	0	0	0	0	0	0	0	0	0	0	0	11
26:15	0	7	2	0	0	0	0	0	0	0	0	0	0	0	9
26:30	0	2	0	0	0	0	0	0	0	0	0	0	0	0	2
26:45	0	27	5	0	0	0	0	1	0	0	0	0	0	0	33
Total	4	1222	189	18	33	17	2	41	20	4	0	4	7	79	1640
Percent	0.2%	74.5%	11.5%	1.1%	2.0%	1.0%	0.1%	2.5%	1.2%	0.2%	0.0%	0.2%	0.4%	4.8%	

Installed By: Melanie Osterhout
 Serial Number: 08890
 Other Notes:

Date Printed: 12-Dec-03
 Counted at Elm Street
 Closest Cross Street: Cohoes Rd (Rt 32)

Westbound

Start Time	Class 1	Class 2	Class 3	Class 4	Class 5	Class 6	Class 7	Class 8	Class 9	Class 10	Class 11	Class 12	Class 13	Class 14	Total
11/11/03	0	5	0	0	0	0	0	0	0	0	0	0	0	0	5
00:15	0	7	0	0	0	0	0	0	0	0	0	0	0	0	7
00:30	0	4	0	0	0	0	0	0	0	0	0	0	0	0	4
00:45	0	3	0	0	0	0	0	0	0	0	0	0	0	0	3
01:00	0	19	0	0	0	0	0	0	0	0	0	0	0	0	19
01:15	0	4	0	0	0	0	0	0	0	0	0	0	0	0	4
01:30	0	2	1	0	0	0	0	0	0	0	0	0	0	0	3
01:45	0	3	1	0	0	0	0	0	0	0	0	0	0	0	4
02:00	0	2	0	0	0	0	0	0	0	0	0	0	0	0	2
02:15	0	11	2	0	0	0	0	0	0	0	0	0	0	0	13
02:30	0	2	0	1	0	0	0	0	0	0	0	0	0	0	3
02:45	0	3	3	0	0	0	0	0	0	0	0	0	0	0	6
03:00	0	4	0	0	0	0	0	0	0	0	0	0	0	0	4
03:15	0	1	1	0	0	0	0	0	0	0	0	0	0	0	2
03:30	0	10	4	1	0	0	0	0	0	0	0	0	0	0	15
03:45	0	4	0	0	0	0	0	0	0	0	0	0	0	0	4
04:00	0	4	0	0	0	0	0	0	0	0	0	0	0	0	4
04:15	0	5	0	0	0	0	0	0	0	0	0	0	0	0	5
04:30	0	1	0	0	0	0	0	0	0	0	0	0	0	0	1
04:45	0	5	1	0	0	0	0	0	0	0	0	0	0	0	6
05:00	0	15	1	0	0	0	0	0	0	0	0	0	0	0	16
05:15	0	7	0	0	0	0	0	0	0	0	0	0	0	0	7
05:30	0	6	1	0	0	0	0	0	0	0	0	0	0	0	7
05:45	0	2	1	0	0	0	0	0	0	0	0	0	0	0	3
06:00	0	8	2	0	0	0	0	0	0	0	0	0	0	0	10
06:15	0	23	4	0	0	0	0	0	0	0	0	0	0	0	27
06:30	0	6	0	0	0	0	0	0	0	0	0	0	0	0	6
06:45	0	8	1	0	0	0	0	0	0	0	0	0	0	0	9
07:00	0	4	1	0	0	0	0	1	0	0	0	0	0	0	6
07:15	0	16	1	0	0	0	0	1	1	0	0	0	0	0	19
07:30	0	34	3	0	0	0	0	2	1	0	0	0	0	0	40
07:45	0	15	2	0	0	0	0	0	0	0	0	0	0	0	17
08:00	0	34	7	0	0	0	0	0	0	0	0	0	0	0	41
08:15	0	30	6	1	1	2	0	1	3	0	0	0	0	1	42
08:30	0	36	12	1	1	2	0	1	0	0	0	0	0	1	45
08:45	0	115	27	2	2	4	0	2	3	0	0	0	1	8	164
09:00	0	16	2	0	1	1	0	0	0	0	0	0	0	2	22
09:15	0	14	3	0	0	0	0	0	1	0	0	0	0	0	20
09:30	0	18	4	0	1	0	1	1	2	0	0	0	0	2	29
09:45	0	46	7	0	1	0	1	0	0	0	0	0	1	1	57
10:00	0	94	16	0	3	1	2	1	3	0	0	0	1	7	128
10:15	0	18	6	0	0	1	0	1	1	1	0	0	0	2	30
10:30	0	24	4	0	1	3	0	2	0	0	0	0	0	1	35
10:45	0	15	4	0	0	0	0	0	1	0	0	0	0	0	20
11:00	0	15	4	1	2	1	0	0	1	2	0	0	0	4	30
11:15	0	72	18	1	3	5	0	3	3	3	0	0	0	7	115
11:30	0	16	5	0	2	1	0	1	3	0	0	0	0	2	30
11:45	0	12	3	0	1	0	0	0	1	0	0	0	1	0	18
12:00	1	19	1	1	0	0	0	0	0	0	0	0	1	0	24
12:15	0	12	6	1	3	1	0	0	2	0	0	0	1	2	28
12:30	1	59	15	2	6	2	0	1	6	0	0	0	2	6	100
12:45	0	20	6	0	2	2	0	1	1	0	0	0	0	0	32
13:00	0	20	3	1	0	0	0	1	2	0	0	0	0	0	27
13:15	0	25	3	1	1	1	0	0	0	0	0	1	1	1	34
13:30	0	19	2	1	0	1	0	0	0	0	1	0	1	0	24
13:45	0	84	14	3	3	4	0	2	3	0	1	1	1	1	117
14:00	0	18	10	0	0	3	1	2	1	0	0	0	0	0	35
14:15	0	17	4	0	1	0	0	0	1	0	0	0	1	0	24
14:30	0	13	6	0	0	1	0	0	0	1	0	0	1	2	24
14:45	0	28	7	0	2	0	0	1	0	0	0	1	0	1	40
15:00	0	76	27	0	3	4	1	3	2	1	0	1	2	3	123
Total	1	612	131	9	20	20	3	14	21	4	1	2	7	32	877
Percent	0.1%	69.8%	14.9%	1.0%	2.3%	2.3%	0.3%	1.6%	2.4%	0.5%	0.1%	0.2%	0.8%	3.6%	

Installed By: Melanie Osterhout
 Serial Number: 08890
 Other Notes:

Date Printed: 12-Dec-03
 Counted at Elm Street
 Closest Cross Street: Cohoes Rd (Rt 32)

Westbound

Start Time	Class 1	Class 2	Class 3	Class 4	Class 5	Class 6	Class 7	Class 8	Class 9	Class 10	Class 11	Class 12	Class 13	Class 14	Total
12 PM	0	29	5	0	0	1	0	0	1	0	0	0	1	3	40
12:15	0	32	4	1	1	0	2	0	2	0	0	0	0	2	44
12:30	0	26	8	2	3	1	0	1	0	0	0	0	0	3	44
12:45	0	36	6	0	0	0	0	0	1	0	0	0	0	5	48
13:00	0	123	23	3	4	2	2	1	4	0	0	0	1	13	176
13:15	0	22	3	1	0	0	0	1	3	0	0	0	0	0	30
13:30	0	19	8	0	1	0	0	4	0	0	0	0	0	0	32
13:30	0	15	8	0	0	1	0	1	0	0	0	0	0	0	26
13:45	0	19	2	0	0	0	0	4	1	0	0	0	1	0	31
14:00	0	75	21	1	1	1	0	10	4	0	0	0	1	5	119
14:15	0	11	4	0	0	0	0	0	0	0	0	0	0	1	16
14:30	0	21	6	1	1	0	0	2	1	1	0	0	0	2	35
14:30	0	20	9	0	0	1	0	1	0	0	0	1	1	5	38
14:45	0	32	6	0	0	0	0	0	2	0	0	0	0	0	40
15:00	0	84	25	1	1	1	0	3	3	1	0	1	1	8	129
15:15	0	24	2	0	4	1	0	2	1	0	0	0	0	0	34
15:15	0	29	6	0	0	2	0	3	2	0	0	0	0	0	42
15:30	0	26	4	1	0	0	0	0	0	0	0	0	0	6	37
15:45	0	28	7	1	1	1	0	1	0	0	0	0	0	5	44
16:00	0	107	19	2	5	4	0	6	3	0	0	0	0	11	157
16:15	0	29	5	0	1	0	0	1	0	0	0	0	0	0	36
16:15	0	34	7	0	0	0	0	0	0	0	0	0	0	1	42
16:30	1	31	1	1	1	0	0	1	0	0	0	0	0	4	40
16:45	0	30	5	0	0	0	0	0	0	0	0	0	0	1	36
17:00	1	124	18	1	2	0	0	2	0	0	0	0	0	6	154
17:15	0	33	5	1	1	0	0	2	0	0	0	0	0	4	46
17:15	0	44	6	2	1	0	0	1	0	0	0	0	0	1	55
17:30	0	29	6	0	1	0	0	2	0	0	0	0	0	0	38
17:45	0	29	3	1	0	0	0	1	1	0	0	0	0	0	35
18:00	0	135	20	4	3	0	0	6	1	0	0	0	0	5	174
18:15	0	27	4	0	0	0	0	0	1	0	0	0	0	0	32
18:15	0	24	3	0	0	0	0	0	1	0	0	0	0	1	29
18:30	0	19	3	0	0	0	0	0	0	0	0	0	0	0	22
18:45	0	18	1	0	1	0	0	0	0	0	0	0	0	0	20
19:00	0	88	11	0	1	0	0	0	2	0	0	0	0	1	103
19:15	0	22	1	0	0	0	0	0	0	0	0	0	0	3	26
19:30	0	14	2	0	0	0	0	0	2	0	0	0	0	2	20
19:30	0	10	1	0	0	0	0	0	0	0	0	0	0	0	11
19:45	0	16	0	1	0	1	0	0	0	0	0	0	0	1	19
20:00	0	62	4	1	0	1	0	0	2	0	0	0	0	6	76
20:15	0	17	2	0	0	0	0	0	0	0	0	0	0	0	19
20:15	0	12	3	0	0	0	0	0	0	0	0	0	0	0	15
20:30	0	11	1	0	0	0	0	0	0	0	0	0	0	0	12
20:45	0	12	0	0	0	0	0	0	0	0	0	0	0	0	12
21:00	0	52	6	0	0	0	0	0	0	0	0	0	0	0	58
21:15	0	15	1	0	0	0	0	0	0	0	0	0	0	0	16
21:15	0	11	1	0	0	0	0	0	0	0	0	0	0	0	12
21:30	0	12	1	0	0	0	0	0	0	0	0	0	0	0	13
21:45	0	10	2	0	1	0	0	0	0	0	0	0	0	0	13
22:00	0	48	5	0	1	0	0	0	0	0	0	0	0	0	54
22:15	0	11	1	0	0	0	0	0	0	0	0	0	0	0	12
22:30	0	5	0	1	0	0	0	0	0	0	0	0	0	0	6
22:30	0	11	3	0	0	0	0	0	0	0	0	0	0	0	14
22:45	0	8	2	0	0	0	0	0	0	0	0	0	0	0	10
23:00	0	35	6	1	0	0	0	0	0	0	0	0	0	0	42
23:15	0	13	1	0	0	0	0	0	0	0	0	0	0	0	14
23:30	0	6	0	0	0	0	0	1	0	0	0	0	0	0	7
23:30	0	4	1	0	0	0	0	0	0	0	0	0	0	0	5
23:45	0	4	0	0	0	0	0	0	0	0	0	0	0	0	4
Total	1	960	160	14	18	9	2	29	19	1	0	1	3	55	1272
Percent	0.1%	75.5%	12.6%	1.1%	1.4%	0.7%	0.2%	2.3%	1.5%	0.1%	0.0%	0.1%	0.2%	4.3%	

Installed By: Melanie Osterhout
 Serial Number: 08890
 Other Notes:

Date Printed: 12-Dec-03
 Counted at Elm Street
 Closest Cross Street: Cohoes Rd (Rt 32)

Westbound

Start Time	Class 1	Class 2	Class 3	Class 4	Class 5	Class 6	Class 7	Class 8	Class 9	Class 10	Class 11	Class 12	Class 13	Class 14	Total
11/12/03	0	3	0	0	0	0	0	0	0	0	0	0	0	0	3
00:15	0	4	0	0	0	0	0	0	0	0	0	0	0	0	4
00:30	0	2	1	0	0	0	0	0	0	0	0	0	0	0	3
00:45	0	1	0	0	0	0	0	0	0	0	0	0	0	0	1
01:00	0	10	1	0	0	0	0	0	0	0	0	0	0	0	11
01:15	0	3	1	0	0	0	0	0	0	0	0	0	0	0	4
01:30	0	5	0	0	0	0	0	0	0	0	0	0	0	0	5
01:45	0	0	2	0	0	0	0	0	0	0	0	0	0	0	2
02:00	0	1	0	0	0	0	0	0	0	0	0	0	0	0	1
02:15	0	9	3	0	0	0	0	0	0	0	0	0	0	0	12
02:30	0	5	0	0	0	0	0	0	0	0	0	0	0	0	5
02:45	0	2	0	0	0	0	0	0	0	0	0	0	0	0	2
03:00	0	1	0	0	0	0	0	0	0	0	0	0	0	0	1
03:15	0	5	1	0	0	0	0	0	0	0	0	0	0	0	6
03:30	0	13	1	0	0	0	0	0	0	0	0	0	0	0	14
03:45	0	2	0	0	0	0	0	0	0	0	0	0	0	0	2
04:00	0	3	2	0	0	0	0	0	0	0	0	0	0	0	5
04:15	0	2	0	0	0	0	0	0	0	0	0	0	0	0	2
04:30	0	8	0	0	0	0	0	0	0	0	0	0	0	0	8
04:45	0	15	2	0	0	0	0	0	0	0	0	0	0	0	17
05:00	0	4	0	0	0	0	0	0	0	0	0	0	0	0	4
05:15	0	8	0	0	0	0	0	0	0	0	0	0	0	0	8
05:30	0	1	0	0	0	0	0	0	0	0	0	0	0	0	1
05:45	0	5	1	0	0	0	0	0	0	0	0	0	0	0	6
06:00	0	18	1	0	0	0	0	0	0	0	0	0	0	0	19
06:15	0	3	0	0	0	0	0	1	0	0	0	0	0	0	4
06:30	0	13	1	0	1	0	0	0	0	0	0	0	0	0	15
06:45	0	7	2	0	0	0	0	0	0	0	0	0	0	0	9
07:00	0	17	3	0	0	0	0	0	0	0	0	0	0	0	20
07:15	0	40	6	0	1	0	0	1	0	0	0	0	0	0	48
07:30	0	16	3	0	0	0	0	0	0	0	0	0	0	1	20
07:45	0	36	7	0	0	1	0	0	0	0	0	0	0	1	45
08:00	1	27	3	0	1	0	0	2	1	0	0	0	0	5	40
08:15	0	25	7	1	1	2	0	2	2	0	0	0	0	4	44
08:30	1	104	20	1	2	3	0	4	3	0	0	0	0	11	149
08:45	0	16	5	0	2	0	0	0	0	0	0	0	0	7	30
09:00	0	14	6	1	1	2	0	1	0	0	0	0	0	4	29
09:15	0	23	5	1	0	0	0	3	0	0	0	0	0	2	35
09:30	1	39	9	0	0	1	0	1	1	0	0	0	1	9	61
09:45	1	92	25	2	3	3	0	5	1	0	0	0	1	22	155
10:00	0	23	6	2	1	1	0	3	0	1	0	0	0	2	39
10:15	0	24	8	0	0	1	0	0	0	0	0	0	0	3	36
10:30	0	20	6	0	2	1	0	1	0	1	0	0	1	6	38
10:45	0	29	6	2	4	0	0	1	0	0	0	1	0	1	44
11:00	0	96	26	4	7	3	0	5	0	2	0	1	1	12	157
11:15	0	16	9	0	1	0	0	0	0	0	0	0	0	5	31
11:30	0	16	2	0	0	0	1	1	2	0	0	0	0	0	22
11:45	0	13	4	0	2	0	0	2	0	0	0	0	0	3	24
12:00	0	27	5	0	2	2	0	1	1	0	0	0	0	4	42
12:15	0	72	20	0	5	2	1	4	3	0	0	0	0	12	119
12:30	0	16	3	1	0	1	0	0	3	0	0	0	0	2	26
12:45	0	13	5	0	0	1	0	1	1	0	0	0	0	2	23
13:00	0	13	5	0	3	1	0	0	2	0	0	0	0	0	24
13:15	0	18	2	2	4	0	0	1	2	0	0	1	0	4	34
13:30	0	60	15	3	7	3	0	2	8	0	0	1	0	8	107
13:45	0	14	4	0	2	2	0	3	0	0	0	0	0	3	28
14:00	0	14	5	0	1	0	0	0	2	0	0	0	0	1	23
14:15	0	18	3	1	1	0	0	1	0	0	0	0	0	3	27
14:30	0	26	8	1	4	1	0	4	2	0	0	0	0	3	49
14:45	0	72	20	2	8	3	0	8	4	0	0	0	0	10	127
Total	2	601	140	12	33	17	1	29	19	2	0	2	2	75	935
Percent	0.2%	64.3%	15.0%	1.3%	3.5%	1.8%	0.1%	3.1%	2.0%	0.2%	0.0%	0.2%	0.2%	8.0%	

Installed By: Melanie Osterhout
 Serial Number: 08890
 Other Notes:

Date Printed: 12-Dec-03
 Counted at Elm Street
 Closest Cross Street: Cohoes Rd (Rt 32)

Westbound

Start Time	Class 1	Class 2	Class 3	Class 4	Class 5	Class 6	Class 7	Class 8	Class 9	Class 10	Class 11	Class 12	Class 13	Class 14	Total
12 PM	0	26	3	0	0	1	0	0	3	0	0	0	0	3	36
12:15	0	34	8	1	2	0	1	0	1	0	0	0	0	3	50
12:30	0	36	3	1	0	0	0	1	2	0	0	0	0	3	46
12:45	0	20	4	0	0	0	0	0	0	1	0	0	0	0	25
13:00	0	116	18	2	2	1	1	1	6	1	0	0	0	9	157
13:15	0	18	5	1	0	1	0	0	0	0	0	0	0	4	29
13:30	0	23	10	0	0	0	0	1	1	0	0	0	1	0	36
13:45	0	19	7	0	0	1	0	0	1	1	0	0	0	1	30
14:00	0	20	8	0	2	0	0	0	1	0	0	0	0	2	33
14:15	0	80	30	1	2	2	0	1	3	1	0	0	1	7	128
14:30	0	30	7	0	1	0	0	0	0	0	0	1	0	1	40
14:45	0	28	3	0	2	0	0	2	1	0	0	0	0	5	41
15:00	0	37	8	1	1	0	0	2	0	0	0	0	0	4	53
15:15	0	41	6	1	2	1	1	1	0	0	0	0	0	6	59
15:30	0	136	24	2	6	1	1	5	1	0	0	1	0	16	193
15:45	0	25	5	0	2	1	0	1	0	0	0	0	1	3	38
16:00	1	36	5	0	1	0	0	0	0	0	0	0	0	2	45
16:15	0	44	5	1	1	0	0	1	0	0	0	0	0	4	56
16:30	0	48	12	0	2	0	0	2	2	0	0	0	0	2	68
16:45	1	153	27	1	6	1	0	4	2	0	0	0	1	11	207
17:00	1	47	9	0	1	0	0	2	0	0	0	0	0	3	63
17:15	0	50	9	0	2	0	0	0	2	0	0	0	0	2	65
17:30	0	60	7	1	3	0	0	3	1	1	0	0	1	6	83
17:45	0	60	7	0	1	0	0	5	0	1	0	0	0	4	78
18:00	1	217	32	1	7	0	0	10	3	2	0	0	1	15	289
18:15	0	59	5	0	0	0	0	3	0	0	0	0	0	4	71
18:30	0	67	10	0	0	0	0	2	1	0	0	3	0	5	88
18:45	0	59	5	0	0	0	0	1	0	1	0	0	0	0	66
19:00	0	54	7	1	0	0	0	2	2	0	0	0	0	3	69
19:15	0	239	27	1	0	0	0	8	3	1	0	3	0	12	294
19:30	0	30	3	2	0	0	0	0	0	0	0	1	0	3	39
19:45	0	31	4	0	0	0	1	0	0	0	0	0	1	0	37
20:00	0	35	3	0	1	0	0	2	0	0	0	0	0	0	41
20:15	0	29	5	2	1	0	0	0	0	0	0	0	0	2	39
20:30	0	125	15	4	2	0	1	2	0	0	0	1	1	5	156
20:45	0	16	3	0	0	0	0	0	0	0	0	0	0	0	19
21:00	0	21	2	0	0	0	1	0	0	0	0	0	0	0	24
21:15	0	18	2	0	0	0	0	0	0	0	0	0	0	0	20
21:30	0	11	1	0	1	0	0	0	0	0	0	0	0	0	13
21:45	0	66	8	0	1	0	1	0	0	0	0	0	0	0	76
22:00	0	18	2	0	1	0	0	0	0	0	0	0	0	1	22
22:15	0	19	2	0	0	0	0	0	0	0	0	0	0	0	21
22:30	0	20	2	0	1	0	0	0	0	0	0	0	0	0	21
22:45	0	13	1	0	0	0	0	0	0	0	0	0	0	3	26
23:00	0	70	7	0	2	0	0	0	0	0	0	0	0	0	14
23:15	0	17	3	0	0	0	0	1	0	0	0	0	0	4	83
23:30	0	15	2	1	0	0	0	0	0	0	0	0	0	0	21
23:45	0	4	0	0	0	0	0	0	1	0	0	0	0	0	18
24:00	0	17	0	0	0	0	0	0	0	0	0	0	0	0	5
24:15	0	53	5	1	0	0	0	1	1	0	0	0	0	2	19
24:30	0	8	3	0	2	0	0	1	0	0	0	0	0	2	63
24:45	0	9	2	0	0	0	0	0	1	0	0	0	0	0	14
25:00	0	7	4	0	0	0	0	0	0	0	0	0	0	0	12
25:15	0	4	1	0	0	0	0	0	0	0	0	0	0	0	11
25:30	0	28	10	0	2	0	0	1	1	0	0	0	0	0	5
25:45	0	12	0	0	0	0	0	0	0	0	0	0	0	0	42
26:00	0	8	0	0	0	0	0	0	0	0	0	0	0	0	12
26:15	0	5	1	0	0	0	0	1	0	0	0	0	0	0	8
26:30	0	6	0	0	1	0	0	0	0	0	0	0	0	0	7
26:45	0	31	1	0	1	0	0	1	0	0	0	0	0	0	7
Total	2	1314	204	13	31	5	4	34	20	5	0	5	4	81	34
Percent	0.1%	76.3%	11.8%	0.8%	1.8%	0.3%	0.2%	2.0%	1.2%	0.3%	0.0%	0.3%	0.2%	4.7%	1722

Installed By: Melanie Osterhout
 Serial Number: 08890
 Other Notes:

Date Printed: 12-Dec-03
 Counted at Elm Street
 Closest Cross Street: Cohoes Rd (Rt 32)

Westbound

Start Time	Class 1	Class 2	Class 3	Class 4	Class 5	Class 6	Class 7	Class 8	Class 9	Class 10	Class 11	Class 12	Class 13	Class 14	Total
11/13/03	0	5	1	0	0	0	0	0	0	0	0	0	0	0	6
00:15	0	4	0	0	1	0	0	1	0	0	0	0	0	0	6
00:30	0	3	0	0	0	0	0	0	0	0	0	0	0	0	3
00:45	0	1	0	0	0	0	0	0	0	0	0	0	0	0	1
01:00	0	13	1	0	1	0	0	1	0	0	0	0	0	0	16
01:15	0	2	1	0	0	0	0	0	0	0	0	0	0	0	3
01:30	0	1	0	0	0	0	0	0	0	0	0	0	0	0	1
01:30	0	2	1	0	0	0	0	0	0	0	0	0	0	0	1
01:45	0	3	1	1	0	0	0	0	0	0	0	0	0	0	3
02:00	0	8	3	1	0	0	0	0	0	0	0	0	0	0	5
02:00	0	3	0	0	0	0	0	0	0	0	0	0	0	0	12
02:15	0	2	1	0	0	0	0	0	0	0	0	0	0	0	3
02:30	0	1	0	0	0	0	0	0	0	0	0	0	0	0	3
02:45	0	2	0	0	0	0	0	0	0	0	0	0	0	0	1
03:00	0	8	1	0	0	0	0	0	0	0	0	0	0	0	2
03:00	0	1	1	0	0	0	0	0	0	0	0	0	0	0	9
03:15	0	2	0	0	0	0	0	0	0	0	0	0	0	0	2
03:30	0	2	0	0	0	0	0	0	0	0	0	0	0	0	2
03:45	0	3	1	0	0	0	0	0	0	0	0	0	0	0	2
04:00	0	8	2	0	0	0	0	0	0	0	0	0	0	0	4
04:00	0	8	0	0	0	0	0	0	0	0	0	0	0	0	10
04:15	0	6	0	0	0	0	0	0	0	0	0	0	0	0	8
04:30	0	1	0	0	0	0	0	0	0	0	0	0	0	0	6
04:45	0	7	1	0	0	0	0	0	0	0	0	0	0	0	1
05:00	0	22	1	0	0	0	0	0	0	0	0	0	0	0	8
05:00	0	11	0	0	0	0	0	0	0	0	0	0	0	0	23
05:15	0	11	1	0	0	0	0	0	0	0	0	0	0	1	12
05:30	0	6	2	0	0	1	0	0	0	0	0	0	0	0	12
05:45	0	12	2	0	0	0	0	0	0	0	0	0	0	0	9
06:00	0	40	5	0	0	1	0	0	0	0	0	0	0	0	14
06:00	0	12	0	0	0	0	0	0	0	0	0	0	0	1	47
06:15	0	38	6	0	0	2	0	0	0	0	0	0	0	2	14
06:30	0	27	5	2	1	2	0	2	1	0	0	0	0	2	49
06:45	0	38	10	0	2	0	0	1	0	0	0	0	0	3	42
07:00	0	115	21	2	3	4	0	3	1	0	0	0	0	4	55
07:00	1	11	2	4	0	0	0	1	1	0	0	0	0	11	160
07:15	0	14	5	2	2	0	0	0	0	1	0	0	0	2	22
07:30	0	30	1	1	0	0	0	4	0	0	0	0	0	0	24
07:45	0	37	6	1	1	1	0	1	0	0	0	0	0	5	41
08:00	1	92	14	8	3	1	0	6	1	1	0	0	2	12	61
08:00	0	24	11	0	0	1	0	1	0	0	0	0	0	19	148
08:15	0	29	7	0	0	0	0	3	0	0	0	0	0	7	44
08:30	0	14	2	2	1	1	0	1	0	0	0	0	0	0	39
08:45	0	27	3	1	1	1	0	0	1	1	0	0	0	5	26
09:00	0	94	23	3	2	3	0	5	1	1	0	0	1	6	42
09:00	0	15	3	0	0	0	0	0	2	0	0	0	0	18	151
09:15	0	16	6	1	3	0	0	0	0	0	0	0	0	0	20
09:30	0	15	4	2	2	2	0	2	3	0	0	1	0	2	29
09:45	0	14	5	0	2	0	0	0	0	0	0	0	0	1	31
10:00	0	60	18	3	7	2	0	2	5	0	0	1	0	1	22
10:00	0	17	3	0	3	0	2	1	1	0	0	0	0	4	102
10:15	0	15	6	1	0	0	0	1	0	0	0	0	0	3	30
10:30	0	17	0	1	1	1	0	1	0	0	0	0	0	3	26
10:45	0	17	5	0	1	0	0	1	1	0	0	0	0	2	23
11:00	0	66	14	2	5	1	2	4	2	0	0	0	0	3	28
11:00	0	21	2	0	3	0	0	0	0	0	0	0	0	11	107
11:15	0	17	8	1	2	1	0	1	1	0	1	0	0	2	28
11:30	0	21	5	0	1	1	0	0	2	1	0	0	0	3	35
11:45	0	29	6	1	1	0	0	3	1	0	0	0	0	0	31
Total	1	614	124	21	28	14	2	25	14	3	1	1	3	8	138
Percent	0.1%	66.5%	13.4%	2.3%	3.0%	1.5%	0.2%	2.7%	1.5%	0.3%	0.1%	0.1%	0.3%	7.8%	923

Installed By: Melanie Osterhout
 Serial Number: 08890
 Other Notes:

Date Printed: 12-Dec-03
 Counted at Elm Street
 Closest Cross Street: Cohoes Rd (Rt 32)

Westbound

Start Time	Class 1	Class 2	Class 3	Class 4	Class 5	Class 6	Class 7	Class 8	Class 9	Class 10	Class 11	Class 12	Class 13	Class 14	Total
12 PM	0	23	4	0	2	1	0	2	1	0	0	0	0	5	38
12:15	1	44	12	0	1	0	0	0	0	0	0	0	0	5	63
12:30	0	21	3	2	1	1	0	3	0	0	0	0	1	4	36
12:45	0	37	5	0	0	1	0	0	0	0	0	0	0	0	43
13:00	1	125	24	2	4	3	0	5	1	0	0	0	1	14	180
13:15	0	27	3	0	1	0	0	3	1	0	0	0	0	1	36
13:30	0	22	6	0	0	1	0	2	1	0	0	0	0	1	33
13:45	0	26	4	0	0	1	0	0	0	0	0	0	0	1	32
	0	25	1	0	1	0	0	0	2	0	0	0	0	0	29
14:00	0	100	14	0	2	2	0	5	4	0	0	0	0	3	130
14:15	0	31	2	0	0	0	0	1	0	0	0	0	0	6	40
14:30	0	23	4	1	1	1	0	1	1	0	0	0	0	2	35
14:45	1	37	5	0	1	1	0	2	1	0	0	1	0	0	43
	1	122	21	1	2	2	0	5	2	0	0	1	1	11	169
15:00	0	39	2	2	0	1	1	2	0	0	0	0	0	9	56
15:15	0	34	9	0	0	0	0	0	0	0	0	0	1	1	45
15:30	0	25	9	2	2	0	0	2	0	0	0	0	0	3	43
15:45	0	35	7	0	0	0	0	2	2	0	0	0	1	5	52
	0	133	27	4	2	1	1	6	2	0	0	0	2	18	196
16:00	0	48	8	1	1	1	0	2	0	0	0	0	0	0	61
16:15	0	54	5	1	0	0	0	0	0	0	0	0	0	3	63
16:30	0	46	8	1	1	0	0	5	1	1	0	0	0	10	73
16:45	0	53	10	0	0	0	0	2	1	0	0	0	1	1	68
	0	201	31	3	2	1	0	9	2	1	0	0	1	14	265
17:00	0	45	13	1	1	0	0	1	1	1	0	0	0	3	66
17:15	0	56	7	0	0	0	0	1	0	0	0	0	0	1	66
17:30	0	56	11	0	1	0	0	0	0	0	0	0	0	6	74
17:45	0	31	5	0	0	0	1	1	1	0	0	0	0	3	42
	0	188	36	1	2	0	1	3	2	1	0	0	1	13	248
18:00	0	26	3	0	0	0	0	1	0	0	0	0	0	0	30
18:15	0	23	3	1	0	0	0	0	0	0	0	0	1	0	28
18:30
18:45
	0	0	0	0	0	0	0	0	0	0	0	0	0	0	0
19:00
19:15
19:30
19:45
	0	0	0	0	0	0	0	0	0	0	0	0	0	0	0
20:00
20:15
20:30
20:45
	0	0	0	0	0	0	0	0	0	0	0	0	0	0	0
21:00
21:15
21:30
21:45
	0	0	0	0	0	0	0	0	0	0	0	0	0	0	0
22:00
22:15
22:30
22:45
	0	0	0	0	0	0	0	0	0	0	0	0	0	0	0
23:00
23:15
23:30
23:45
Total	2	918	159	12	14	9	2	34	13	2	0	1	7	73	1246
Percent	0.2%	73.7%	12.8%	1.0%	1.1%	0.7%	0.2%	2.7%	1.0%	0.2%	0.0%	0.1%	0.6%	5.9%	
Grand Total	22	10200	1715	139	247	120	27	274	161	27	2	20	45	600	13599
Percent	0.2%	75.0%	12.6%	1.0%	1.8%	0.9%	0.2%	2.0%	1.2%	0.2%	0.0%	0.1%	0.3%	4.4%	

EAST

Installed By: Melanie Osterhout
 Serial Number: 08890
 Other Notes:

Date Printed: 12-Dec-03
 Counted at Elm Street
 Closest Cross Street: Cohoes Rd (Rt 32)

Eastbound

Start Time	Class 1	Class 2	Class 3	Class 4	Class 5	Class 6	Class 7	Class 8	Class 9	Class 10	Class 11	Class 12	Class 13	Class 14	Total
11/07/03
00:15
00:30
00:45
01:00	0	0	0	0	0	0	0	0	0	0	0	0	0	0	0
01:15
01:30
01:45
02:00	0	0	0	0	0	0	0	0	0	0	0	0	0	0	0
02:15
02:30
02:45
03:00	0	0	0	0	0	0	0	0	0	0	0	0	0	0	0
03:15
03:30
03:45
04:00	0	0	0	0	0	0	0	0	0	0	0	0	0	0	0
04:15
04:30
04:45
05:00	0	0	0	0	0	0	0	0	0	0	0	0	0	0	0
05:15
05:30
05:45
06:00	0	0	0	0	0	0	0	0	0	0	0	0	0	0	0
06:15
06:30
06:45
07:00	0	0	0	0	0	0	0	0	0	0	0	0	0	0	0
07:15
07:30
07:45
08:00	0	0	0	0	0	0	0	0	0	0	0	0	0	0	0
08:15
08:30
08:45
09:00	0	0	0	0	0	0	0	0	0	0	0	0	0	0	0
09:15
09:30
09:45
10:00	0	0	0	0	0	0	0	0	0	0	0	0	0	0	0
10:15
10:30
10:45
11:00	0	0	0	0	0	0	0	0	0	0	0	0	0	0	0
11:15
11:30
11:45
Total	0	0	0	0	0	0	0	0	0	0	0	0	0	0	0
Percent	0.0%	0.0%	0.0%	0.0%	0.0%	0.0%	0.0%	0.0%	0.0%	0.0%	0.0%	0.0%	0.0%	0.0%	0.0%

Installed By: Melanie Osterhout
 Serial Number: 08890
 Other Notes:

Date Printed: 12-Dec-03
 Counted at Elm Street
 Closest Cross Street: Cohoes Rd (Rt 32)

Eastbound

Start Time	Class 1	Class 2	Class 3	Class 4	Class 5	Class 6	Class 7	Class 8	Class 9	Class 10	Class 11	Class 12	Class 13	Class 14	Total
12 PM
12:15
12:30
12:45
13:00	0	0	0	0	0	0	0	0	0	0	0	0	0	0	0
13:15
13:30
13:45
14:00	0	0	0	0	0	0	0	0	0	0	0	0	0	0	0
14:15
14:30	0	30	9	1	1	1	0	1	0	0	0	0	0	3	46
14:45	0	32	2	2	1	1	1	1	0	0	0	0	1	3	44
15:00	0	62	11	3	2	2	1	2	0	0	0	0	1	6	90
15:15	1	59	9	2	2	2	1	1	0	0	0	1	1	4	83
15:30	0	22	14	2	1	0	0	1	1	0	0	0	1	2	45
15:45	0	26	10	0	1	0	0	1	0	0	0	0	0	1	39
16:00	0	32	8	0	1	1	0	1	1	0	0	0	0	2	46
16:15	2	139	41	4	5	3	1	4	2	0	0	1	2	9	213
16:30	0	31	11	0	0	0	0	4	1	1	0	1	0	4	53
16:45	0	36	4	0	1	0	2	1	1	0	0	0	0	8	53
17:00	2	46	8	0	0	0	2	6	0	1	0	0	1	4	70
17:15	0	39	4	0	3	1	0	1	0	0	0	0	2	6	56
17:30	2	152	27	0	4	1	4	12	2	2	0	1	3	22	232
17:45	0	29	8	1	0	0	0	1	0	0	0	0	6	3	48
18:00	0	26	6	0	0	0	0	2	1	0	0	0	1	1	37
18:15	0	45	4	0	0	0	0	1	0	0	0	0	0	4	54
18:30	0	37	7	0	1	1	0	1	0	0	0	0	0	1	48
18:45	0	137	25	1	1	1	0	5	1	0	0	0	7	9	187
19:00	0	32	5	1	0	0	0	0	0	0	0	0	0	1	39
19:15	0	19	4	0	2	0	0	0	0	0	0	0	0	0	25
19:30	1	21	2	0	0	0	0	0	0	0	0	0	1	3	28
19:45	0	20	0	0	0	0	0	0	0	0	0	0	2	0	22
20:00	1	92	11	1	2	0	0	0	0	0	0	0	3	4	114
20:15	0	34	2	0	1	1	0	0	0	0	0	0	0	1	39
20:30	0	14	4	0	0	0	0	0	0	0	0	0	0	1	19
20:45	0	8	1	0	0	0	0	0	0	0	0	0	0	0	9
21:00	0	12	3	0	0	0	0	0	0	0	0	0	0	0	15
21:15	0	68	10	0	1	1	0	0	0	0	0	0	0	2	82
21:30	0	8	3	0	0	0	0	0	0	0	0	0	0	0	11
21:45	0	13	1	0	0	0	0	0	0	0	0	0	0	0	14
22:00	0	18	0	0	0	0	0	1	0	0	0	0	0	0	19
22:15	0	14	4	0	0	0	0	0	0	0	0	0	0	0	18
22:30	0	53	8	0	0	0	0	1	0	0	0	0	0	0	62
22:45	0	14	0	1	0	0	0	0	0	0	0	0	0	0	15
23:00	0	7	2	0	0	0	0	0	0	0	0	0	0	0	10
23:15	0	10	0	0	0	0	0	0	1	0	0	0	0	0	10
23:30	0	12	0	0	0	0	0	1	0	0	0	0	0	1	11
23:45	0	43	2	1	0	0	0	1	0	0	0	0	0	0	13
24:00	1	11	3	0	1	0	0	0	1	0	0	0	0	1	49
24:15	0	10	0	0	0	0	0	0	0	0	0	0	0	0	16
24:30	0	14	1	0	0	0	0	0	0	0	0	0	0	0	10
24:45	0	6	0	0	0	0	0	0	0	0	0	0	0	1	16
25:00	1	41	4	0	1	0	0	0	0	0	0	0	0	0	6
25:15	0	6	5	0	0	1	0	0	0	0	0	0	0	1	48
25:30	0	6	1	0	0	0	0	0	0	1	0	0	0	0	13
25:45	1	24	1	0	0	0	0	0	0	0	0	0	0	0	7
26:00	0	4	0	0	0	0	0	0	0	0	0	0	0	0	26
26:15	1	40	7	0	0	1	0	0	0	1	0	0	0	0	4
Total	7	827	146	10	16	9	6	25	6	3	0	2	16	54	50
Percent	0.6%	73.4%	13.0%	0.9%	1.4%	0.8%	0.5%	2.2%	0.5%	0.3%	0.0%	0.2%	1.4%	4.8%	1127

Installed By: Melanie Osterhout
 Serial Number: 08890
 Other Notes:

Date Printed: 12-Dec-03
 Counted at Elm Street
 Closest Cross Street: Cohoes Rd (Rt 32)

Eastbound

Start Time	Class 1	Class 2	Class 3	Class 4	Class 5	Class 6	Class 7	Class 8	Class 9	Class 10	Class 11	Class 12	Class 13	Class 14	Total
11/08/03	0	2	1	0	0	0	0	0	0	0	0	0	0	0	3
00:15	0	5	0	1	0	0	0	0	0	0	0	0	0	0	6
00:30	0	4	0	0	0	0	0	0	0	0	0	0	0	0	4
00:45	0	0	1	0	0	0	0	0	0	0	0	0	0	0	1
01:00	0	11	2	1	0	0	0	0	0	0	0	0	0	0	14
01:15	0	3	1	0	0	0	0	0	0	0	0	0	0	0	4
01:30	0	0	0	0	0	0	0	0	0	0	0	0	0	0	0
01:45	0	1	0	0	0	0	0	0	0	0	0	0	0	0	1
02:00	0	5	1	0	0	0	0	0	0	0	0	0	0	0	1
02:15	0	8	0	0	0	0	0	0	0	0	0	0	0	0	6
02:30	0	2	0	0	0	0	0	0	0	0	0	0	0	0	8
02:45	0	2	0	0	0	0	0	0	0	0	0	0	0	0	2
03:00	0	3	0	0	0	0	0	0	0	0	0	0	0	1	3
03:15	0	15	0	0	0	0	0	0	0	0	0	0	0	0	3
03:30	0	3	1	0	0	0	0	0	0	0	0	0	0	1	16
03:45	0	0	0	0	0	0	0	0	0	0	0	0	0	0	4
04:00	0	4	1	0	0	0	0	0	0	0	0	0	0	0	0
04:15	1	6	0	0	0	0	0	0	0	0	0	0	0	0	4
04:30	0	3	1	0	0	0	0	0	0	0	0	0	0	0	7
04:45	0	5	1	0	0	0	0	0	0	0	0	0	0	0	4
05:00	1	18	2	0	0	0	0	0	0	0	0	0	0	0	6
05:15	1	1	0	0	0	0	0	0	0	0	0	0	0	0	21
05:30	0	3	0	0	0	0	0	0	0	0	0	0	0	0	2
05:45	0	2	0	0	0	0	0	0	0	0	0	0	1	0	4
06:00	1	7	0	0	0	0	0	0	0	0	0	0	0	0	2
06:15	1	13	0	0	0	0	0	0	0	0	0	0	0	0	7
06:30	0	4	3	0	0	0	0	0	0	0	0	0	1	0	15
06:45	0	3	2	0	0	0	0	0	0	0	0	0	0	0	7
07:00	0	9	2	0	0	0	0	0	0	0	0	0	0	0	5
07:15	0	7	6	0	0	0	0	0	0	1	0	0	0	1	12
07:30	0	23	13	0	0	0	0	0	0	0	0	0	0	0	14
07:45	0	11	1	0	0	1	0	0	0	1	0	0	0	1	38
08:00	0	13	2	0	0	0	0	0	0	0	0	0	1	1	15
08:15	0	8	2	1	0	0	0	0	0	0	0	0	0	0	15
08:30	0	17	3	0	1	0	0	0	0	0	0	0	0	0	11
08:45	0	49	8	1	1	1	0	0	0	0	0	0	1	1	21
09:00	0	12	5	0	0	0	0	0	0	0	0	0	0	0	62
09:15	0	12	5	0	0	0	0	1	0	0	0	0	0	0	17
09:30	0	11	3	0	0	0	0	0	0	0	0	0	0	0	18
09:45	0	19	3	0	0	0	0	0	0	0	0	0	0	0	14
10:00	0	54	16	0	0	0	0	1	0	0	0	0	0	1	23
10:15	0	10	3	0	0	1	0	0	0	0	0	0	0	1	72
10:30	0	17	2	0	0	0	0	0	0	0	0	0	0	0	14
10:45	0	19	6	0	1	0	0	0	0	0	0	0	0	0	19
11:00	0	21	4	0	0	0	0	0	0	0	0	0	0	0	26
11:15	0	67	15	0	1	1	0	0	0	0	0	0	0	0	25
11:30	0	16	6	1	0	0	0	0	0	0	0	0	0	0	84
11:45	0	13	2	0	0	0	0	1	0	0	0	0	0	1	24
12:00	0	13	8	1	0	0	0	0	0	0	0	0	0	0	16
12:15	0	16	4	0	1	0	0	1	0	0	0	0	0	3	25
12:30	0	58	20	2	1	0	0	2	0	0	0	0	0	1	23
12:45	0	24	6	1	1	0	0	0	0	0	0	0	0	0	88
13:00	2	18	2	0	0	0	0	0	0	0	0	0	0	0	32
13:15	1	19	3	0	0	0	0	0	0	1	0	0	0	1	23
13:30	1	34	3	1	0	1	0	1	0	0	0	0	0	1	25
13:45	4	95	14	2	1	1	0	1	0	1	0	0	0	2	43
Total	6	418	94	6	4	3	0	4	0	2	0	0	0	4	123
Percent	1.1%	75.7%	17.0%	1.1%	0.7%	0.5%	0.0%	0.7%	0.0%	0.4%	0.0%	0.0%	0.4%	2.4%	552

Installed By: Melanie Osterhout
 Serial Number: 08890
 Other Notes:

Date Printed: 12-Dec-03
 Counted at Elm Street
 Closest Cross Street: Cohoes Rd (Rt 32)

Eastbound

Start Time	Class 1	Class 2	Class 3	Class 4	Class 5	Class 6	Class 7	Class 8	Class 9	Class 10	Class 11	Class 12	Class 13	Class 14	Total
12 PM	1	65	9	0	3	0	0	1	0	0	0	0	0	7	86
12:15	0	25	7	0	0	1	0	2	0	0	0	0	0	2	37
12:30	0	22	2	1	1	0	0	0	0	0	0	0	0	1	27
12:45	1	25	6	0	0	0	0	0	0	0	0	0	0	1	33
13:00	2	137	24	1	4	1	0	3	0	0	0	0	0	11	183
13:15	0	31	6	1	1	0	0	1	0	0	0	0	0	0	40
13:30	0	22	3	0	0	0	1	0	0	0	0	0	0	0	26
13:45	0	23	5	2	1	0	0	0	0	0	0	0	0	2	33
14:00	2	33	4	1	1	0	0	1	0	0	0	0	0	1	43
14:15	2	109	18	4	3	0	1	2	0	0	0	0	0	3	142
14:30	0	18	4	0	1	0	0	0	0	0	0	0	0	1	24
14:45	3	22	2	0	0	0	0	0	0	0	0	0	0	2	29
15:00	0	22	8	1	0	1	0	0	0	0	0	0	0	1	33
15:15	0	19	4	0	0	0	0	1	0	0	0	0	0	1	25
15:30	3	81	18	1	1	1	0	1	0	0	0	0	0	5	111
15:45	0	22	5	0	0	0	0	0	0	0	0	0	0	1	28
16:00	0	26	3	0	0	0	0	2	1	1	0	0	0	0	33
16:15	0	30	3	0	0	0	0	0	0	0	0	0	0	1	34
16:30	0	19	2	0	0	0	0	0	0	0	0	0	0	1	22
16:45	0	97	13	0	0	0	0	2	1	1	0	0	0	3	117
17:00	0	30	2	0	1	0	0	0	0	0	0	0	0	1	34
17:15	0	19	3	0	1	0	0	0	0	0	0	0	0	0	23
17:30	0	21	6	0	0	0	0	0	0	0	0	0	0	1	28
17:45	1	12	1	0	0	0	0	1	0	0	0	0	0	2	17
18:00	1	82	12	0	2	0	0	1	0	0	0	0	0	4	102
18:15	0	17	5	0	0	0	0	0	0	0	0	0	0	1	23
18:30	1	16	2	0	0	0	0	1	0	0	0	0	0	2	22
18:45	0	20	4	0	0	1	0	1	0	0	0	0	0	1	27
19:00	0	22	5	0	0	0	0	0	0	0	0	0	0	0	27
19:15	1	75	16	0	0	1	0	2	0	0	0	0	0	4	99
19:30	0	41	3	0	0	0	0	0	0	0	0	0	0	0	44
19:45	0	12	2	0	2	1	0	0	0	0	0	0	0	2	19
20:00	0	17	5	0	0	0	0	0	0	0	0	0	0	0	22
20:15	0	19	3	0	0	1	0	0	0	0	0	0	0	0	23
20:30	0	89	13	0	2	2	0	0	0	0	0	0	0	2	108
20:45	1	13	3	0	0	0	0	0	0	0	0	0	0	0	17
21:00	0	12	1	0	1	0	0	0	0	0	0	0	0	0	14
21:15	0	11	3	0	0	0	0	0	0	0	0	0	0	0	14
21:30	0	7	0	0	0	0	0	0	0	0	0	0	0	0	7
21:45	1	43	7	0	1	0	0	0	0	0	0	0	0	0	52
22:00	0	14	1	0	0	0	0	0	0	0	0	0	0	0	15
22:15	0	16	4	0	0	0	0	0	0	0	0	0	0	2	22
22:30	0	15	1	0	0	0	0	0	0	0	0	0	0	2	18
22:45	0	8	0	0	0	0	0	0	0	0	0	0	0	0	8
23:00	0	53	6	0	0	0	0	0	0	0	0	0	0	4	63
23:15	0	6	1	0	0	0	0	0	0	0	0	0	0	1	8
23:30	0	10	1	0	0	0	0	0	0	0	0	0	0	0	11
23:45	0	13	4	0	0	0	0	0	0	0	0	0	0	0	17
24:00	0	6	4	0	0	0	0	0	0	0	0	0	0	0	10
24:15	0	35	10	0	0	0	0	0	0	0	0	0	0	1	46
24:30	0	6	1	0	0	0	0	0	0	0	0	0	0	1	8
24:45	0	8	2	0	0	0	0	0	0	0	0	0	0	1	11
25:00	0	7	1	0	0	0	0	0	0	0	0	0	0	0	8
25:15	0	10	0	0	0	0	0	0	0	0	0	0	0	0	10
25:30	0	31	4	0	0	0	0	0	0	0	0	0	0	2	37
25:45	0	9	1	0	0	0	0	0	0	0	0	0	0	0	10
26:00	0	12	0	0	0	0	0	0	0	0	0	0	0	0	12
26:15	0	8	0	0	0	0	0	0	0	0	0	0	0	0	8
26:30	0	1	0	0	0	0	0	0	0	0	0	0	0	0	1
26:45	0	30	1	0	0	0	0	0	0	0	0	0	0	0	31
Total	10	862	142	6	13	5	1	11	1	1	0	0	0	39	1091
Percent	0.9%	79.0%	13.0%	0.5%	1.2%	0.5%	0.1%	1.0%	0.1%	0.1%	0.0%	0.0%	0.0%	3.6%	

Installed By: Melanie Osterhout
 Serial Number: 08890
 Other Notes:

Date Printed: 12-Dec-03
 Counted at Elm Street
 Closest Cross Street: Cohoes Rd (Rt 32)

Eastbound

Start Time	Class 1	Class 2	Class 3	Class 4	Class 5	Class 6	Class 7	Class 8	Class 9	Class 10	Class 11	Class 12	Class 13	Class 14	Total
11/09/03	0	3	1	0	0	0	0	0	0	0	0	0	0	0	4
00:15	0	4	0	0	0	0	0	0	0	0	0	0	0	0	4
00:30	0	0	0	0	0	0	0	0	0	0	0	0	0	0	0
00:45	0	2	0	0	0	0	0	0	0	0	0	0	0	0	2
01:00	0	9	1	0	0	0	0	0	0	0	0	0	0	0	10
01:15	0	2	1	0	0	0	0	0	0	0	0	0	0	0	3
01:30	0	2	1	0	0	0	0	0	0	0	0	0	0	0	3
01:30	0	5	0	0	0	0	0	0	0	0	0	0	0	0	3
01:45	0	2	0	0	0	0	0	0	0	0	0	0	0	0	5
02:00	0	11	2	0	0	0	0	0	0	0	0	0	0	0	2
02:00	0	6	0	0	0	0	0	0	0	0	0	0	0	0	13
02:15	0	0	0	0	0	0	0	0	0	0	0	0	0	0	6
02:30	0	1	0	1	0	0	0	0	0	0	0	0	0	0	0
02:45	0	2	1	0	0	0	0	0	0	0	0	0	0	0	2
03:00	0	9	1	1	0	0	0	0	0	0	0	0	0	0	3
03:00	0	4	0	0	0	0	0	0	0	0	0	0	0	0	11
03:15	0	3	1	0	0	0	0	0	0	0	0	0	0	1	5
03:30	0	1	0	0	0	0	0	0	0	0	0	0	0	0	4
03:45	0	1	0	0	0	0	0	0	0	0	0	0	0	0	1
04:00	0	9	1	0	0	0	0	0	0	0	0	0	0	0	1
04:00	0	3	0	0	0	0	0	0	0	0	0	0	0	1	11
04:15	0	2	0	0	0	0	0	1	0	0	0	0	0	0	3
04:30	0	2	0	0	0	0	0	0	0	0	0	0	0	0	3
04:45	0	0	1	0	0	0	0	0	0	0	0	0	0	0	2
05:00	0	7	1	0	0	0	0	1	0	0	0	0	0	0	1
05:00	0	1	1	0	0	0	0	0	0	0	0	0	0	0	9
05:15	0	1	0	0	0	0	0	0	0	0	0	0	0	0	2
05:30	0	8	0	0	0	0	0	0	0	0	0	0	0	0	1
05:45	0	3	0	0	0	0	0	0	0	0	0	0	0	0	8
06:00	0	13	1	0	0	0	0	0	0	0	0	0	0	0	3
06:00	0	5	0	0	0	0	0	0	0	0	0	0	0	0	14
06:15	0	4	0	0	0	0	0	0	0	0	0	0	0	0	5
06:30	0	5	1	0	0	0	0	0	0	0	0	0	0	0	4
06:45	0	4	1	0	0	0	0	0	0	0	0	0	0	0	6
07:00	0	18	2	0	0	0	0	0	0	0	0	0	0	0	5
07:00	0	6	0	0	0	0	0	0	0	0	0	0	0	0	20
07:15	0	6	1	0	0	0	0	0	0	0	0	0	0	0	6
07:30	0	5	1	0	0	0	0	0	0	0	0	0	0	0	7
07:45	0	5	0	0	0	0	0	0	0	0	0	0	0	1	7
08:00	0	22	2	0	0	0	0	0	0	0	0	0	0	0	5
08:00	0	7	0	0	0	0	0	0	0	0	0	0	0	1	25
08:15	0	8	2	0	0	0	0	0	0	0	0	0	0	0	7
08:30	0	13	2	0	0	0	0	0	0	0	0	0	0	0	10
08:45	0	12	3	0	0	0	0	0	0	0	0	0	0	1	16
09:00	0	40	7	0	0	0	0	0	0	0	0	0	0	1	16
09:00	0	19	6	0	1	0	0	0	0	0	0	0	0	2	49
09:15	0	18	1	0	1	0	0	0	0	0	0	0	0	0	26
09:30	0	13	0	0	0	0	0	0	0	0	0	0	0	0	20
09:45	0	25	2	0	0	0	0	0	0	1	0	0	0	0	13
10:00	0	75	9	0	2	0	0	0	0	1	0	0	0	0	28
10:00	0	31	4	0	1	0	0	0	0	0	0	0	0	0	87
10:15	1	18	3	0	1	0	0	0	0	0	0	0	0	0	36
10:30	0	21	3	0	0	1	0	0	0	0	0	0	0	4	27
10:45	0	15	2	0	1	0	0	0	0	0	0	0	0	0	25
11:00	1	85	12	0	3	1	0	0	0	0	0	0	0	3	21
11:00	0	26	3	0	0	0	0	1	0	0	0	0	0	7	109
11:15	0	15	9	0	0	0	0	0	0	0	0	1	0	0	30
11:30	1	12	7	0	0	0	0	1	0	0	0	0	0	1	26
11:45	0	19	7	0	0	0	0	1	0	0	0	0	0	0	21
Total	1	72	26	0	0	0	0	3	0	0	0	1	0	1	104
Percent	0.4%	80.1%	14.1%	0.2%	1.1%	0.2%	0.0%	0.9%	0.0%	0.2%	0.0%	0.2%	0.0%	2.6%	462

Installed By: Melanie Osterhout
 Serial Number: 08890
 Other Notes:

Date Printed: 12-Dec-03
 Counted at Elm Street
 Closest Cross Street: Cohoes Rd (Rt 32)

Eastbound

Start Time	Class 1	Class 2	Class 3	Class 4	Class 5	Class 6	Class 7	Class 8	Class 9	Class 10	Class 11	Class 12	Class 13	Class 14	Total
12 PM	0	21	3	0	0	0	0	0	0	0	0	0	0	0	24
12:15	0	15	5	0	0	0	0	0	0	0	0	0	0	0	20
12:30	0	18	9	0	0	0	0	0	0	0	0	0	0	0	27
12:45	2	24	6	0	0	0	0	0	0	0	0	0	0	0	32
13:00	2	78	23	0	0	0	0	0	0	0	0	0	0	0	103
13:15	0	21	5	0	1	3	0	0	0	0	0	0	0	0	32
13:30	0	22	4	0	0	0	0	2	0	0	0	0	0	2	31
13:45	0	19	5	0	0	0	0	0	0	0	0	0	0	3	25
	0	16	8	0	0	0	0	0	0	0	0	0	0	1	26
	0	78	22	0	1	3	0	2	0	0	0	0	0	8	114
14:00	0	26	2	0	0	0	0	1	0	0	0	0	0	4	33
14:15	0	21	0	0	0	0	0	0	0	0	0	0	0	0	22
14:30	0	30	3	0	0	0	0	0	0	0	0	1	0	0	33
14:45	0	12	8	1	0	0	0	1	0	0	0	0	0	0	22
	0	89	13	1	0	0	0	2	0	0	0	1	0	0	110
15:00	0	12	3	0	0	0	0	0	0	0	0	0	0	4	15
15:15	0	25	3	0	0	0	0	0	0	0	0	0	0	0	30
15:30	0	16	1	0	0	0	0	1	0	0	0	0	0	1	18
15:45	0	24	2	0	0	0	0	0	0	0	0	0	0	1	26
	0	77	9	0	0	0	0	1	0	0	0	0	0	0	89
16:00	0	19	2	0	0	0	0	0	0	0	0	0	0	2	21
16:15	0	12	2	0	0	0	0	0	0	0	0	0	0	0	15
16:30	0	20	1	0	1	0	0	0	0	0	0	0	0	1	22
16:45	1	16	2	0	0	0	0	0	0	0	0	0	0	0	19
	1	67	7	0	1	0	0	0	0	0	0	0	0	1	77
17:00	0	19	3	0	0	0	0	0	0	0	0	0	0	0	22
17:15	0	16	0	0	0	0	0	0	0	0	0	0	0	0	16
17:30	0	23	2	0	0	0	0	2	0	0	0	0	0	0	27
17:45	0	17	3	0	0	0	0	0	0	0	0	0	0	0	20
	0	75	8	0	0	0	0	2	0	0	0	0	0	0	85
18:00	0	16	3	0	0	0	0	0	0	0	0	0	0	1	20
18:15	0	15	3	0	0	0	0	0	0	0	0	0	0	2	13
18:30	0	12	1	0	0	0	0	0	0	0	0	0	0	0	14
18:45	0	12	2	0	0	0	0	0	0	0	0	0	0	0	55
	0	55	9	0	0	0	0	0	0	0	0	0	0	3	67
19:00	0	14	3	0	0	0	0	1	0	0	0	0	0	0	18
19:15	0	17	1	0	1	0	0	0	0	0	0	0	0	0	19
19:30	0	14	3	0	0	0	0	0	0	0	0	0	0	0	17
19:45	0	6	2	0	0	0	0	1	0	0	0	0	0	0	51
	0	51	9	0	1	0	0	2	0	0	0	0	0	1	64
20:00	0	7	1	0	0	0	0	0	0	0	0	0	0	0	8
20:15	0	7	2	0	0	0	0	0	0	0	0	0	0	0	9
20:30	0	7	1	0	0	0	0	0	0	0	0	0	0	1	8
20:45	0	8	0	0	0	0	0	0	0	0	0	0	0	0	29
	0	29	4	0	0	0	0	0	0	0	0	0	0	1	34
21:00	0	3	0	0	0	0	0	0	0	0	0	0	0	0	3
21:15	1	4	0	0	0	0	0	0	0	0	0	0	0	0	5
21:30	0	5	1	0	0	0	0	0	0	0	0	0	0	0	6
21:45	0	5	1	0	0	0	0	0	0	0	0	0	0	0	17
	1	17	2	0	0	0	0	0	0	0	0	0	0	0	20
22:00	0	5	2	0	0	0	0	0	0	0	0	0	0	0	7
22:15	0	2	0	0	0	0	0	0	0	0	0	0	0	0	2
22:30	0	1	0	0	0	0	0	0	0	0	0	0	0	0	1
22:45	0	2	1	0	0	0	0	0	0	0	0	0	0	0	10
	0	10	3	0	0	0	0	0	0	0	0	0	0	0	13
23:00	0	4	1	0	0	0	0	0	0	0	0	0	0	0	5
23:15	0	1	0	0	0	0	0	0	0	0	0	0	0	0	1
23:30	0	2	1	0	0	0	0	0	0	0	0	0	0	0	3
23:45	0	2	0	0	0	0	0	0	0	0	0	0	0	0	9
	0	9	2	0	0	0	0	0	0	0	0	0	0	0	11
Total	4	635	111	1	3	3	0	9	0	0	0	1	0	20	787
Percent	0.5%	80.7%	14.1%	0.1%	0.4%	0.4%	0.0%	1.1%	0.0%	0.0%	0.0%	0.1%	0.0%	2.5%	

Installed By: Melanie Osterhout
 Serial Number: 08890
 Other Notes:

Date Printed: 12-Dec-03
 Counted at Elm Street
 Closest Cross Street: Cohoes Rd (Rt 32)

Eastbound

Start Time	Class 1	Class 2	Class 3	Class 4	Class 5	Class 6	Class 7	Class 8	Class 9	Class 10	Class 11	Class 12	Class 13	Class 14	Total
11/10/03	0	1	0	0	0	0	0	0	0	0	0	0	0	0	1
00:15	0	2	0	0	0	0	0	0	0	0	0	0	0	0	2
00:30	0	2	0	0	0	0	0	0	0	0	0	0	0	0	2
00:45	0	2	0	0	0	0	0	0	0	0	0	0	0	0	2
01:00	0	7	0	0	0	0	0	0	0	0	0	0	0	0	7
01:15	0	1	1	0	0	0	0	0	0	0	0	0	0	0	2
01:30	0	1	0	0	1	0	0	0	0	0	0	0	0	0	2
01:45	0	0	0	0	0	0	0	0	0	0	0	0	0	0	0
02:00	0	2	0	0	0	0	0	0	0	0	0	0	0	0	0
02:15	0	4	1	0	1	0	0	0	0	0	0	0	0	0	6
02:30	0	4	0	0	0	0	0	0	0	0	0	0	0	0	4
02:45	0	8	0	0	0	0	0	0	0	0	0	0	0	0	8
03:00	0	3	1	0	0	0	0	0	0	0	0	0	0	0	4
03:15	0	2	1	0	0	0	0	0	0	0	0	0	0	0	3
03:30	0	17	2	0	0	0	0	0	0	0	0	0	0	0	19
03:45	0	2	0	0	0	0	0	0	0	0	0	0	0	0	2
04:00	0	1	0	0	0	0	0	0	0	0	0	0	0	0	1
04:15	0	4	0	0	0	0	0	0	0	0	0	0	0	0	4
04:30	0	6	1	0	0	0	0	0	0	0	0	0	0	0	7
04:45	0	4	1	0	0	0	0	0	0	0	0	0	0	0	5
05:00	0	4	1	0	0	0	0	0	0	0	0	0	0	0	5
05:15	0	15	3	0	0	0	0	0	0	0	0	0	0	0	18
05:30	0	3	0	0	0	0	0	0	0	0	0	0	0	0	3
05:45	0	3	1	0	0	0	0	1	0	0	0	0	0	0	5
06:00	0	8	1	0	0	0	0	0	0	0	0	0	0	0	9
06:15	0	5	1	0	0	0	0	0	0	0	0	0	0	0	7
06:30	0	19	3	0	0	0	0	1	0	0	0	0	0	1	24
06:45	0	16	4	0	0	0	0	0	0	0	0	0	0	0	20
07:00	0	18	4	0	0	0	0	0	0	0	0	0	0	0	22
07:15	0	39	6	0	1	0	0	3	0	0	0	0	0	1	53
07:30	0	25	13	0	0	0	5	1	0	0	0	2	2	3	51
07:45	0	98	27	0	1	0	5	4	0	0	0	2	3	6	146
08:00	0	49	10	0	1	0	3	0	0	0	0	0	0	3	66
08:15	0	57	6	0	0	0	0	1	1	1	0	0	0	1	69
08:30	0	50	9	1	2	1	1	3	1	1	0	1	1	6	77
08:45	1	66	11	2	2	0	0	2	1	0	0	0	1	5	91
09:00	1	222	36	3	5	1	4	6	3	2	0	1	3	16	303
09:15	0	46	6	0	2	1	1	1	0	1	0	0	2	4	64
09:30	1	52	11	1	2	1	3	2	0	0	0	0	0	3	76
09:45	0	65	5	0	1	0	0	1	1	0	0	0	1	8	82
10:00	0	35	6	0	2	0	0	1	0	2	0	0	0	4	50
10:15	1	198	28	1	7	2	4	5	1	3	0	0	3	19	272
10:30	0	21	6	0	0	1	1	2	0	0	0	0	4	4	39
10:45	0	24	7	1	1	1	0	0	0	0	0	0	0	2	36
11:00	0	23	5	1	0	0	0	2	0	0	0	0	0	1	32
11:15	0	17	4	0	1	1	1	1	0	0	0	0	1	0	26
11:30	0	85	22	2	2	3	2	5	0	0	0	0	5	7	133
11:45	0	10	3	0	0	0	2	1	0	0	0	0	0	1	17
12:00	0	12	8	0	0	1	3	1	0	0	0	0	0	2	27
12:15	0	10	8	1	1	2	2	1	0	1	0	0	2	2	30
12:30	0	14	4	0	3	2	0	0	0	0	0	0	0	4	27
12:45	0	46	23	1	4	5	7	3	0	1	0	0	2	9	101
13:00	0	25	4	0	0	0	1	1	0	1	0	0	0	2	34
13:15	0	19	2	0	1	0	1	0	1	1	0	0	2	2	29
13:30	0	29	2	2	0	0	2	1	0	0	0	0	2	2	40
13:45	0	23	4	0	2	0	1	0	0	1	0	0	1	1	33
Total	0	96	12	2	3	0	5	2	1	3	0	0	5	7	136
Percent	2	811	157	9	23	11	27	26	5	9	0	3	21	66	1170
	0.2%	69.3%	13.4%	0.8%	2.0%	0.9%	2.3%	2.2%	0.4%	0.8%	0.0%	0.3%	1.8%	5.6%	

Installed By: Melanie Osterhout
 Serial Number: 08890
 Other Notes:

Date Printed: 12-Dec-03
 Counted at Elm Street
 Closest Cross Street: Cohoes Rd (Rt 32)

Eastbound															
Start Time	Class 1	Class 2	Class 3	Class 4	Class 5	Class 6	Class 7	Class 8	Class 9	Class 10	Class 11	Class 12	Class 13	Class 14	Total
12 PM	1	32	8	0	0	2	0	1	0	1	0	0	2	3	50
12:15	0	26	7	1	0	1	0	0	0	0	0	0	0	3	38
12:30	1	24	7	1	2	2	1	2	0	0	0	0	0	1	41
12:45	0	21	6	0	2	0	1	2	1	0	0	0	1	3	37
13:00	2	103	28	2	4	5	2	5	1	1	0	0	3	10	166
13:15	0	19	3	0	1	1	2	2	1	1	0	0	3	0	33
13:30	0	20	5	0	3	3	0	1	0	0	0	0	0	1	33
13:45	0	16	5	0	1	1	1	0	0	2	0	0	1	2	29
	0	14	1	1	2	0	0	2	2	1	0	0	0	4	27
	0	69	14	1	7	5	3	5	3	4	0	0	4	7	122
14:00	0	19	5	0	0	0	2	0	1	0	0	0	0	1	28
14:15	0	24	4	0	0	1	1	2	0	0	0	0	0	3	42
14:30	0	23	10	2	1	0	1	1	0	0	0	0	0	1	39
14:45	0	38	6	1	0	0	0	0	0	0	0	0	1	0	46
	0	104	25	3	1	1	4	3	1	0	0	0	4	9	155
15:00	0	54	7	1	1	0	2	1	0	0	0	1	0	4	71
15:15	0	22	5	2	2	1	0	1	1	0	0	0	0	5	39
15:30	0	27	6	0	2	1	0	2	0	0	0	0	0	1	39
15:45	0	32	13	1	2	0	0	2	0	0	0	0	1	5	56
	0	135	31	4	7	2	2	6	1	0	0	1	1	15	205
16:00	0	33	2	1	1	0	1	0	0	0	0	0	2	2	42
16:15	1	27	7	0	0	0	1	0	2	0	0	1	0	7	46
16:30	0	40	5	0	1	0	0	0	0	0	0	0	0	8	54
16:45	0	36	2	2	0	1	0	1	0	0	0	1	1	3	47
	1	136	16	3	2	1	2	1	2	0	0	2	3	20	189
17:00	0	40	6	0	0	0	2	2	0	0	0	0	3	4	57
17:15	0	27	4	0	0	0	0	0	0	0	0	0	0	1	32
17:30	0	35	4	0	1	0	0	0	0	0	0	0	2	6	48
17:45	0	22	5	0	0	0	0	0	0	1	0	0	0	1	29
	0	124	19	0	1	0	2	2	0	1	0	0	5	12	166
18:00	0	31	8	2	0	0	0	0	0	1	0	0	0	0	42
18:15	1	16	5	2	0	0	0	0	0	0	0	0	0	2	26
18:30	0	14	5	0	0	0	0	1	0	0	0	0	1	0	21
18:45	0	15	3	0	2	0	0	0	0	0	0	0	0	1	21
	1	76	21	4	2	0	0	1	0	1	0	0	1	3	110
19:00	0	40	6	0	2	0	1	1	0	0	0	0	1	3	54
19:15	0	9	4	0	1	0	0	0	0	0	0	0	0	0	14
19:30	0	20	2	0	0	0	0	0	0	0	0	0	0	1	23
19:45	0	9	0	0	0	0	0	0	0	0	0	0	0	0	9
	0	78	12	0	3	0	1	1	0	0	0	0	1	4	100
20:00	0	16	3	0	1	0	0	0	0	0	0	0	0	0	20
20:15	0	11	1	0	1	0	0	0	0	1	0	0	0	3	17
20:30	0	16	3	0	0	1	0	0	1	0	0	0	0	0	21
20:45	0	6	2	0	0	0	0	0	0	0	0	0	2	0	10
	0	49	9	0	2	1	0	0	1	1	0	0	2	3	68
21:00	0	15	1	0	0	0	0	0	0	0	0	0	0	0	16
21:15	0	9	1	0	0	0	0	0	0	0	0	1	0	0	11
21:30	0	10	2	0	0	0	0	0	0	0	0	0	0	1	13
21:45	0	7	0	0	0	0	0	0	0	0	0	0	0	0	7
	0	41	4	0	0	0	0	0	0	0	0	1	0	1	47
22:00	0	9	3	0	0	0	0	0	0	0	0	0	0	0	12
22:15	0	2	0	0	0	0	0	0	0	0	0	0	0	1	3
22:30	0	5	1	0	0	0	0	0	0	0	0	0	0	0	6
22:45	0	6	0	0	0	0	0	0	0	0	0	0	0	0	6
	0	22	4	0	0	0	0	0	0	0	0	0	0	1	27
23:00	0	6	2	0	0	0	0	0	0	0	0	0	0	0	8
23:15	0	6	1	0	0	0	0	0	0	0	0	0	0	0	7
23:30	0	28	1	0	0	0	0	0	0	0	0	0	0	0	29
23:45	0	3	0	0	0	0	0	0	0	0	0	0	0	0	3
	0	43	4	0	0	0	0	0	0	0	0	0	0	0	47
Total	4	980	187	17	29	15	16	24	9	8	0	4	24	85	1402
Percent	0.3%	69.9%	13.3%	1.2%	2.1%	1.1%	1.1%	1.7%	0.6%	0.6%	0.0%	0.3%	1.7%	6.1%	

Installed By: Melanie Osterhout
 Serial Number: 08890
 Other Notes:

Date Printed: 12-Dec-03
 Counted at Elm Street
 Closest Cross Street: Cohoes Rd (Rt 32)

Eastbound

Start Time	Class 1	Class 2	Class 3	Class 4	Class 5	Class 6	Class 7	Class 8	Class 9	Class 10	Class 11	Class 12	Class 13	Class 14	Total
11/11/03	0	5	0	0	0	0	0	0	0	0	0	0	0	0	5
00:15	0	1	0	0	0	0	0	0	0	0	0	0	0	0	1
00:30	0	4	0	0	0	0	0	0	0	0	0	0	0	0	4
00:45	0	2	0	0	0	0	0	0	0	0	0	0	0	0	2
01:00	0	12	0	0	0	0	0	0	0	0	0	0	0	0	12
01:15	0	7	0	0	0	0	0	0	0	0	0	0	0	0	7
01:30	0	1	0	0	0	0	0	0	0	0	0	0	0	0	1
01:45	0	0	1	0	0	0	0	0	0	0	0	0	0	0	1
02:00	0	1	2	0	0	0	0	0	0	0	0	0	0	0	3
02:15	0	9	3	0	0	0	0	0	0	0	0	0	0	0	12
02:30	0	3	0	0	0	0	0	0	0	0	0	0	0	0	3
02:45	1	6	0	1	0	0	0	0	0	0	0	0	0	0	8
03:00	0	7	1	0	0	0	0	0	0	0	0	0	0	0	8
03:15	0	4	0	0	0	0	0	0	0	0	0	0	0	0	8
03:30	0	4	0	0	0	0	0	0	0	0	0	0	0	0	4
03:45	1	20	1	1	0	0	0	0	0	0	0	0	0	0	23
04:00	0	1	1	0	0	0	0	0	0	0	0	0	0	0	2
04:15	0	3	0	0	0	0	0	0	0	0	0	0	0	0	3
04:30	0	1	0	0	0	0	0	0	0	0	0	0	0	0	1
04:45	0	2	0	0	0	0	0	0	0	0	0	0	0	0	2
05:00	0	7	1	0	0	0	0	0	0	0	0	0	0	0	8
05:15	0	4	0	0	0	0	0	0	0	0	0	0	0	0	4
05:30	0	5	1	0	0	0	0	0	0	0	0	0	0	0	6
05:45	0	3	1	0	0	0	0	0	0	0	0	0	0	0	4
06:00	0	5	2	0	0	0	0	0	0	0	0	0	0	0	7
06:15	0	17	4	0	0	0	0	0	0	0	0	0	0	0	21
06:30	0	3	0	0	0	0	0	0	0	0	0	0	0	0	5
06:45	0	5	2	0	0	0	0	0	0	0	0	0	0	2	7
07:00	0	7	3	0	0	0	0	1	0	0	0	0	0	2	25
07:15	0	10	2	0	0	0	0	0	0	0	0	0	0	0	11
07:30	1	30	6	0	0	0	0	0	0	0	0	0	0	0	12
07:45	0	13	4	1	0	1	0	0	0	0	0	0	0	0	37
08:00	1	60	15	1	0	1	0	1	0	0	0	1	1	1	82
08:15	0	32	9	0	0	0	1	0	0	1	0	0	1	1	45
08:30	0	24	3	0	0	0	2	0	1	0	0	0	1	2	33
08:45	0	34	6	0	1	0	2	2	1	0	0	0	2	4	52
09:00	0	23	9	0	0	2	0	1	0	2	0	0	1	2	40
09:15	0	113	27	0	1	2	5	3	2	3	0	0	5	9	170
09:30	0	35	7	1	1	0	0	1	0	0	0	0	0	2	47
09:45	0	35	2	0	1	0	0	3	0	0	0	0	0	1	42
10:00	0	26	8	0	0	0	0	0	0	0	0	0	0	4	38
10:15	0	27	2	0	2	1	1	0	0	0	0	0	0	4	37
10:30	0	123	19	1	4	1	1	4	0	0	0	0	0	11	164
10:45	0	14	3	0	0	2	0	0	0	0	0	0	2	0	21
11:00	0	24	9	0	1	0	0	0	1	0	0	0	1	1	37
11:15	0	20	2	0	0	1	0	0	0	0	0	0	1	1	25
11:30	0	20	8	0	2	0	0	2	0	1	0	0	0	0	33
11:45	0	78	22	0	3	3	0	2	1	1	0	0	4	2	116
12:00	1	16	3	0	0	1	0	0	0	1	0	0	1	3	26
12:15	0	18	5	1	0	1	1	0	0	0	0	0	5	1	32
12:30	0	17	4	1	1	1	1	0	0	1	0	0	1	1	28
12:45	0	26	4	0	3	1	0	1	0	0	0	0	1	1	37
13:00	1	77	16	2	4	4	2	1	0	2	0	0	8	6	123
13:15	0	21	6	0	0	0	0	0	0	0	0	0	1	1	29
13:30	0	25	1	0	1	0	2	0	0	1	0	0	1	2	33
13:45	1	26	7	1	1	0	1	0	1	0	0	0	2	3	43
14:00	0	34	5	0	2	3	0	0	1	1	0	0	1	0	47
14:15	1	106	19	1	4	3	3	0	2	2	0	0	5	6	152
Total	4	639	132	6	16	15	11	11	5	8	0	1	23	37	908
Percent	0.4%	70.4%	14.5%	0.7%	1.8%	1.7%	1.2%	1.2%	0.6%	0.9%	0.0%	0.1%	2.5%	4.1%	

Installed By: Melanie Osterhout
 Serial Number: 08890
 Other Notes:

Date Printed: 12-Dec-03
 Counted at Elm Street
 Closest Cross Street: Cohoes Rd (Rt 32)

Eastbound

Start Time	Class 1	Class 2	Class 3	Class 4	Class 5	Class 6	Class 7	Class 8	Class 9	Class 10	Class 11	Class 12	Class 13	Class 14	Total
12 PM	0	34	7	1	3	0	0	0	0	0	0	0	1	0	46
12:15	0	19	7	1	0	0	0	1	0	0	0	0	2	4	34
12:30	1	32	6	0	1	0	1	0	0	1	0	0	1	12	55
12:45	0	21	7	0	1	0	0	0	0	0	0	0	3	1	33
13:00	1	106	27	2	5	0	1	1	0	1	0	0	7	17	168
13:15	0	30	2	2	0	1	0	0	0	0	0	0	0	3	38
13:30	0	21	7	1	0	0	0	0	1	0	0	0	0	2	32
13:45	1	22	3	0	0	0	0	1	0	0	0	0	1	4	32
14:00	0	12	6	0	0	1	1	1	0	0	0	0	0	3	24
14:15	1	85	18	3	0	2	1	2	1	0	0	0	1	12	126
14:30	0	26	5	1	1	0	2	0	0	0	0	0	1	5	41
14:45	0	26	7	0	0	2	0	1	0	0	0	0	0	3	39
15:00	1	19	3	0	0	1	1	3	1	1	0	0	2	8	40
15:15	1	29	3	0	0	0	2	1	0	0	0	0	3	3	42
15:30	2	100	18	1	1	3	5	5	1	1	0	0	6	19	162
15:45	3	56	8	0	2	0	3	0	0	0	0	0	0	8	80
16:00	1	24	4	0	0	2	1	0	0	0	0	0	2	3	37
16:15	0	19	5	0	0	1	1	0	0	0	0	0	0	2	28
16:30	0	21	1	0	0	0	0	0	0	0	0	0	0	2	24
16:45	4	120	18	0	2	3	5	0	0	0	0	0	2	15	169
17:00	0	21	8	0	0	0	0	0	0	0	0	0	0	3	32
17:15	1	32	2	1	0	0	1	2	1	0	0	2	4	3	49
17:30	3	33	8	0	0	1	0	0	0	0	0	0	2	5	52
17:45	2	30	6	0	0	0	0	0	0	0	0	0	0	1	39
18:00	6	116	24	1	0	1	1	2	1	0	0	2	6	12	172
18:15	0	43	1	0	0	1	2	0	0	0	0	0	0	2	49
18:30	0	23	5	0	1	0	0	0	0	0	0	0	0	2	31
18:45	2	26	5	1	1	0	1	2	0	0	0	0	0	4	42
19:00	1	14	3	0	0	0	0	0	0	0	0	0	1	3	22
19:15	3	106	14	1	2	1	3	2	0	0	0	0	1	11	144
19:30	1	21	1	0	0	0	0	0	0	1	0	0	2	3	29
19:45	0	21	5	0	2	0	0	0	1	0	0	0	1	0	30
20:00	0	23	5	0	0	1	0	0	0	0	1	0	2	1	33
20:15	0	24	3	0	1	0	0	0	0	0	0	0	1	0	29
20:30	1	89	14	0	3	1	0	0	1	2	0	0	6	4	121
20:45	0	37	8	0	0	0	0	0	0	0	0	0	0	3	48
21:00	0	12	3	0	0	1	0	0	0	0	0	0	0	0	16
21:15	0	17	1	0	0	0	0	0	0	0	0	0	0	0	18
21:30	0	11	3	0	0	1	1	0	1	0	0	0	0	0	17
21:45	0	77	15	0	0	2	1	0	1	0	0	0	0	3	99
22:00	0	11	1	0	1	0	0	0	0	0	0	0	0	0	13
22:15	0	15	3	0	0	0	0	1	0	0	0	0	0	1	20
22:30	0	6	2	0	0	0	0	0	0	0	0	0	0	0	8
22:45	0	9	0	0	0	0	0	0	0	0	0	0	0	0	9
23:00	0	41	6	0	1	0	0	1	0	0	0	0	0	1	50
23:15	0	7	0	0	0	0	0	0	0	1	0	0	0	2	10
23:30	0	10	2	0	0	0	0	1	0	0	0	0	0	2	15
23:45	0	11	0	0	0	0	0	0	0	0	0	0	0	0	11
24:00	0	8	2	0	0	0	0	0	0	0	0	0	0	0	10
24:15	0	36	4	0	0	0	0	1	0	1	0	0	0	4	46
24:30	0	4	0	0	0	0	0	0	0	0	0	0	0	0	4
24:45	0	7	0	0	0	0	0	0	0	0	0	0	0	0	7
25:00	0	4	1	0	0	0	0	0	0	0	0	0	0	0	5
25:15	0	3	0	0	0	0	0	0	0	0	0	0	0	0	3
25:30	0	18	1	0	0	0	0	0	0	0	0	0	0	0	19
25:45	0	7	3	0	0	1	0	0	0	0	0	0	0	1	12
26:00	0	3	0	0	0	0	0	0	0	0	0	0	0	0	3
26:15	0	19	1	0	0	1	0	0	0	0	0	0	0	2	23
26:30	0	1	0	0	0	0	0	0	0	0	0	0	0	0	1
26:45	0	30	4	0	0	2	0	0	0	0	0	0	0	3	39
Total	18	924	163	8	14	15	17	14	5	5	0	2	29	101	1315
Percent	1.4%	70.3%	12.4%	0.6%	1.1%	1.1%	1.3%	1.1%	0.4%	0.4%	0.0%	0.2%	2.2%	7.7%	

Installed By: Melanie Osterhout
 Serial Number: 08890
 Other Notes:

Date Printed: 12-Dec-03
 Counted at Elm Street
 Closest Cross Street: Cohoes Rd (Rt 32)

Eastbound

Start Time	Class 1	Class 2	Class 3	Class 4	Class 5	Class 6	Class 7	Class 8	Class 9	Class 10	Class 11	Class 12	Class 13	Class 14	Total
11/12/03	0	1	0	0	0	0	0	0	0	0	0	0	0	0	1
00:15	0	1	0	0	0	0	0	0	0	0	0	0	0	0	1
00:30	1	0	0	0	0	0	0	0	0	0	0	0	0	0	1
00:45	0	0	1	0	0	0	0	0	0	0	0	0	0	0	1
01:00	1	2	1	0	0	0	0	0	0	0	0	0	0	0	4
01:15	0	3	0	0	0	0	0	0	0	0	0	0	0	0	3
01:30	1	1	0	0	0	0	0	0	0	0	0	0	0	0	2
01:45	0	2	1	0	0	0	0	0	0	0	0	0	0	0	3
02:00	0	1	1	0	0	0	0	0	0	0	0	0	0	0	2
02:15	1	7	2	0	0	0	0	0	0	0	0	0	0	0	10
02:30	1	3	0	0	0	0	0	0	0	0	0	0	0	0	4
02:45	0	4	0	0	0	0	0	0	0	0	0	0	0	0	4
03:00	0	4	0	0	0	0	0	0	0	0	0	0	0	0	4
03:15	0	1	0	0	0	1	0	0	0	0	0	0	0	0	2
03:30	1	12	0	0	0	1	0	0	0	0	0	0	0	0	14
03:45	1	2	0	0	0	0	0	0	0	0	0	0	0	0	3
04:00	0	2	0	0	0	0	0	0	0	0	0	0	0	0	2
04:15	0	6	0	0	0	0	0	0	0	0	0	0	0	0	6
04:30	0	3	0	0	0	0	0	0	0	0	0	0	1	0	4
04:45	0	4	0	0	0	1	0	0	0	0	0	0	0	0	5
05:00	0	8	1	0	0	0	0	0	0	0	0	0	0	0	9
05:15	0	2	1	0	0	1	0	0	0	0	0	0	0	0	4
05:30	0	17	2	0	0	2	0	0	0	0	0	0	1	1	23
05:45	0	4	0	0	0	0	0	0	0	0	0	0	0	0	4
06:00	0	4	0	0	0	0	0	0	0	0	0	0	0	0	4
06:15	0	7	1	0	0	0	0	0	0	0	0	0	0	0	9
06:30	0	4	3	0	0	0	1	0	0	0	0	0	0	0	8
06:45	0	21	6	0	1	0	1	0	0	0	0	0	0	2	10
07:00	0	9	4	0	0	1	0	0	0	0	0	0	0	2	31
07:15	1	16	4	0	0	2	0	0	0	0	0	0	0	1	15
07:30	1	35	9	0	2	1	0	2	0	0	0	0	0	1	24
07:45	3	30	17	1	0	0	1	1	0	0	0	0	1	4	55
08:00	5	90	34	1	2	4	1	3	0	0	0	0	1	5	59
08:15	4	44	14	0	1	0	1	0	0	0	0	1	1	11	153
08:30	0	53	11	2	0	0	0	2	0	0	0	0	0	3	67
08:45	5	60	17	0	1	3	0	1	0	0	0	0	0	4	72
09:00	2	48	10	0	2	1	0	2	0	0	0	0	3	10	100
09:15	11	205	52	2	4	4	1	5	0	0	0	0	7	21	73
09:30	2	61	11	0	0	0	1	2	0	0	0	0	0	7	312
09:45	2	63	16	0	0	2	0	1	0	0	0	0	0	7	84
10:00	0	45	11	0	2	1	2	4	0	1	0	0	0	5	90
10:15	0	44	10	0	0	1	0	1	0	1	0	0	0	5	71
10:30	4	213	48	0	2	4	3	8	0	3	0	0	0	2	59
10:45	2	32	7	0	4	0	0	1	0	0	0	0	0	19	304
11:00	1	23	7	0	2	2	0	0	0	0	0	0	0	0	46
11:15	0	25	5	0	1	0	0	0	0	0	0	0	0	5	40
11:30	1	21	4	0	1	0	1	0	0	0	0	0	2	1	35
11:45	4	101	23	0	8	2	1	2	0	0	0	0	1	4	33
12:00	0	14	4	0	0	4	0	1	1	0	0	1	3	10	154
12:15	0	25	5	0	0	0	1	1	0	0	0	0	1	8	36
12:30	1	18	1	0	0	0	0	0	0	0	0	0	1	2	35
12:45	0	12	6	1	1	0	0	0	0	0	0	0	1	8	29
13:00	1	69	16	1	1	4	1	2	2	0	0	1	5	18	21
13:15	1	14	1	0	2	2	0	1	2	1	0	0	1	4	121
13:30	1	18	2	0	1	1	0	0	3	0	0	0	1	4	29
13:45	0	22	2	0	1	0	0	0	2	1	0	0	0	2	28
14:00	0	35	7	0	1	0	0	0	2	1	0	0	1	1	30
14:15	2	89	12	0	5	3	0	4	8	2	0	0	3	7	57
Total	31	832	196	4	23	24	8	24	10	5	0	2	22	96	144
Percent	2.4%	65.2%	15.3%	0.3%	1.8%	1.9%	0.6%	1.9%	0.8%	0.4%	0.0%	0.2%	1.7%	7.5%	1277

Eastbound

Start Time	Class 1	Class 2	Class 3	Class 4	Class 5	Class 6	Class 7	Class 8	Class 9	Class 10	Class 11	Class 12	Class 13	Class 14	Total	
12 PM	1	31	4	1	1	2	0	1	0	0	0	0	1	4	46	
12:15	1	21	2	0	1	1	1	0	1	1	0	0	0	3	32	
12:30	1	39	5	2	2	1	1	0	1	0	0	0	1	4	57	
12:45	0	22	3	0	1	0	1	2	3	1	0	0	0	3	36	
13:00	3	113	14	3	5	4	3	3	5	2	0	0	2	14	171	
13:15	0	15	10	0	0	1	1	1	1	0	0	0	0	0	29	
13:30	0	21	6	0	0	1	0	0	0	2	0	0	0	3	33	
13:45	1	22	11	0	0	1	0	1	1	0	0	0	0	1	40	
14:00	2	29	5	1	2	1	0	1	0	0	0	0	0	2	47	
14:15	3	87	32	1	2	4	1	3	2	2	0	0	1	11	149	
14:30	1	23	6	0	1	0	0	1	0	0	0	0	1	2	35	
14:45	2	33	2	0	1	1	1	2	0	2	0	0	0	1	6	51
15:00	0	21	3	1	2	0	1	0	0	2	0	0	0	4	34	
15:15	0	31	10	1	2	0	1	2	2	0	0	0	0	3	53	
15:30	0	108	21	2	6	1	3	5	2	4	0	0	3	15	173	
15:45	0	51	11	1	1	0	1	1	0	1	0	0	0	6	73	
16:00	0	27	12	1	0	0	0	0	3	0	0	0	2	9	54	
16:15	1	28	7	0	1	1	1	0	0	0	0	0	0	5	44	
16:30	0	30	3	0	1	0	1	1	0	0	0	0	0	6	42	
16:45	1	136	33	2	3	1	3	5	0	1	0	0	2	26	213	
17:00	0	32	3	1	1	0	1	2	0	0	0	0	0	4	44	
17:15	0	33	8	0	0	0	0	1	0	0	0	0	0	1	6	49
17:30	3	40	5	0	1	0	0	1	2	1	0	0	1	9	63	
17:45	0	32	3	0	0	0	0	2	0	0	0	0	0	2	39	
18:00	3	137	19	1	2	0	2	7	1	0	0	0	2	21	195	
18:15	2	35	4	0	0	0	0	1	0	1	0	0	1	11	55	
18:30	0	25	2	0	0	0	0	1	0	2	0	0	2	1	33	
18:45	2	28	2	0	2	0	1	0	1	2	0	0	0	2	40	
19:00	1	21	3	0	0	1	0	1	0	0	0	0	1	6	34	
19:15	5	109	11	0	2	1	1	3	1	5	0	0	4	20	162	
19:30	0	24	8	0	0	0	0	0	0	0	0	0	1	4	37	
19:45	3	15	1	0	0	0	0	0	0	0	0	0	0	1	20	
20:00	1	29	0	0	2	0	0	1	0	1	0	0	2	0	36	
20:15	2	28	5	0	0	0	0	0	0	1	0	0	1	2	39	
20:30	6	96	14	0	2	0	0	1	0	2	0	0	4	7	132	
20:45	0	30	10	0	0	0	0	0	1	0	0	0	0	2	43	
21:00	0	13	2	0	2	0	0	0	0	0	0	0	0	3	20	
21:15	0	13	5	0	1	0	0	1	0	0	0	0	0	1	21	
21:30	2	12	3	0	0	0	0	0	0	0	0	0	0	3	20	
21:45	2	68	20	0	3	0	0	1	1	0	0	0	0	9	104	
22:00	1	7	0	0	0	0	0	1	0	0	0	0	0	0	9	
22:15	1	5	0	0	0	0	0	1	0	0	0	0	0	1	8	
22:30	2	12	3	0	0	0	0	0	0	0	0	0	0	0	17	
22:45	1	10	0	0	1	0	0	0	0	0	0	0	0	2	14	
23:00	5	34	3	0	1	0	0	2	0	0	0	0	0	3	48	
23:15	1	11	1	0	0	0	0	0	0	0	0	0	0	1	14	
23:30	2	8	0	0	0	0	0	0	0	0	0	0	0	0	10	
23:45	0	15	2	0	0	0	0	1	0	0	0	0	0	1	19	
24:00	0	7	1	0	0	0	0	0	0	0	0	0	0	0	8	
24:15	3	41	4	0	0	0	0	1	0	0	0	0	0	2	51	
24:30	0	9	1	0	0	0	0	0	0	0	0	0	0	0	10	
24:45	0	4	0	0	0	0	0	0	0	1	0	0	0	0	5	
25:00	1	6	2	0	0	0	0	0	0	0	0	0	0	1	10	
25:15	0	6	1	0	0	0	0	0	0	0	0	0	1	0	8	
25:30	1	25	4	0	0	0	0	0	0	1	0	0	1	1	33	
25:45	0	11	2	0	1	0	0	0	0	0	0	0	0	0	14	
26:00	0	21	2	0	2	0	0	0	0	0	0	0	0	0	25	
26:15	0	12	1	0	0	0	0	0	0	0	0	0	0	2	15	
26:30	0	1	1	0	0	1	0	0	0	0	0	0	0	0	3	
26:45	0	45	6	0	3	1	0	0	0	0	0	0	0	2	57	
Total	35	999	181	9	29	12	13	31	12	17	0	0	19	131	1488	
Percent	2.4%	67.1%	12.2%	0.6%	1.9%	0.8%	0.9%	2.1%	0.8%	1.1%	0.0%	0.0%	1.3%	8.8%		

Installed By: Melanie Osterhout
 Serial Number: 08890
 Other Notes:

Date Printed: 12-Dec-03
 Counted at Elm Street
 Closest Cross Street: Cohoes Rd (Rt 32)

Eastbound

Start Time	Class 1	Class 2	Class 3	Class 4	Class 5	Class 6	Class 7	Class 8	Class 9	Class 10	Class 11	Class 12	Class 13	Class 14	Total
11/13/03	0	6	0	0	0	0	0	0	1	0	0	0	0	0	7
00:15	0	2	0	0	0	0	0	0	0	0	0	0	0	0	2
00:30	0	2	0	0	0	0	0	0	0	0	0	0	0	0	2
00:45	0	0	0	0	0	0	0	0	0	0	0	0	0	0	0
01:00	0	10	0	0	0	0	0	0	1	0	0	0	0	0	11
01:15	1	0	1	0	0	0	0	0	0	0	0	0	0	0	3
01:30	0	0	1	0	0	0	0	0	0	0	0	0	0	0	2
01:45	0	2	0	0	0	0	0	0	0	0	0	0	0	0	1
	1	4	3	0	0	0	0	0	0	0	0	0	0	0	2
02:00	0	3	0	0	0	0	0	0	0	0	0	0	0	0	8
02:15	0	5	0	1	0	0	0	0	0	0	0	0	0	0	3
02:30	0	3	0	0	0	0	0	0	0	0	0	0	0	0	6
02:45	0	1	0	0	0	1	0	0	0	0	0	0	0	0	3
03:00	0	12	0	1	0	1	0	0	0	0	0	0	0	0	2
03:15	0	2	2	0	0	0	0	0	0	0	0	0	0	0	14
03:30	0	2	0	0	0	0	0	0	0	0	0	0	0	0	4
03:45	0	2	0	0	0	0	0	0	0	0	0	0	0	0	2
04:00	0	6	2	0	0	0	0	0	0	0	0	0	0	0	2
04:15	0	1	0	0	0	0	0	0	0	0	0	0	0	0	8
04:30	0	5	0	0	0	0	0	0	0	0	0	0	0	0	1
04:45	0	3	1	0	0	0	0	0	0	0	0	0	0	0	5
	0	4	0	0	0	0	0	0	0	1	0	0	0	0	5
05:00	0	13	1	0	0	0	0	0	0	1	0	0	0	1	5
05:15	0	1	0	0	0	1	0	0	0	0	0	0	0	0	16
05:30	2	5	1	0	0	0	0	0	0	0	0	0	0	0	2
05:45	0	8	2	0	0	0	0	0	0	0	0	0	0	0	8
	1	3	2	0	0	0	0	2	0	0	0	0	0	0	12
06:00	3	17	5	0	0	1	0	2	0	0	0	0	0	0	8
06:15	0	14	3	0	0	0	0	0	0	0	0	0	0	2	30
06:30	0	17	3	0	0	0	0	1	0	0	0	0	0	0	17
06:45	1	27	9	1	0	0	0	1	1	0	0	0	0	1	22
	1	29	8	0	0	0	0	0	1	0	0	0	0	2	42
07:00	2	87	23	1	0	0	0	2	1	1	0	0	1	6	43
07:15	1	70	11	0	1	0	0	0	0	0	0	0	0	2	124
07:30	1	48	8	0	0	2	0	0	1	0	0	0	0	2	85
07:45	0	72	10	1	3	0	1	1	1	0	0	0	0	3	63
	0	53	3	0	1	0	1	1	0	2	0	0	0	9	98
08:00	2	243	32	1	5	2	2	2	2	2	0	0	1	3	65
08:15	0	43	3	3	1	1	0	2	0	0	0	1	2	11	311
08:30	0	54	11	3	0	0	0	1	0	0	0	0	0	3	67
08:45	0	48	11	1	0	0	2	0	0	1	0	0	0	3	73
	0	27	11	1	1	0	2	0	0	0	0	0	0	1	63
09:00	0	172	36	8	2	1	4	3	2	1	0	1	2	5	49
09:15	1	30	8	0	2	1	2	0	0	0	0	1	2	20	252
09:30	1	23	8	0	3	0	0	0	0	0	0	0	0	2	46
09:45	0	22	1	0	0	0	0	0	0	0	0	0	0	4	39
	0	19	6	2	0	0	1	2	0	1	0	0	1	2	25
10:00	2	94	23	2	5	1	3	2	0	1	0	0	1	2	34
10:15	1	16	5	0	0	1	0	2	0	0	0	0	1	10	144
10:30	0	11	3	0	1	0	2	0	0	0	0	0	0	3	29
10:45	0	26	6	0	1	1	1	0	2	1	0	0	0	2	22
	0	21	1	1	4	0	1	0	1	1	0	0	1	2	40
11:00	1	74	15	1	6	2	4	2	3	2	0	0	3	3	32
11:15	0	22	4	0	0	1	1	0	1	0	0	0	0	10	123
11:30	1	11	7	0	3	0	1	0	1	0	0	0	3	3	35
11:45	0	21	4	0	1	1	2	4	3	0	0	0	0	2	26
	2	27	5	1	1	1	0	3	0	0	0	0	1	3	40
Total	3	81	20	1	5	3	4	7	5	0	0	0	4	4	145
Percent	1.2%	68.5%	13.5%	1.3%	1.9%	0.9%	1.4%	1.7%	1.2%	0.7%	0.0%	0.1%	1.0%	6.6%	1186

Installed By: Melanie Osterhout
 Serial Number: 08890
 Other Notes:

Date Printed: 12-Dec-03
 Counted at Elm Street
 Closest Cross Street: Cohoes Rd (Rt 32)

Eastbound

Start Time	Class 1	Class 2	Class 3	Class 4	Class 5	Class 6	Class 7	Class 8	Class 9	Class 10	Class 11	Class 12	Class 13	Class 14	Total
12 PM	0	48	11	0	0	0	1	1	0	0	0	0	0	5	66
12:15	0	28	5	1	2	0	1	0	0	0	0	0	1	3	41
12:30	0	40	6	0	1	1	0	1	0	0	0	0	1	3	53
12:45	0	25	3	1	1	1	0	1	0	1	0	1	0	2	36
13:00	0	141	25	2	4	2	2	3	0	1	0	1	2	13	196
13:15	0	28	0	1	0	0	0	0	2	0	0	0	0	2	33
13:30	0	22	5	0	0	1	2	1	0	0	0	0	0	3	34
13:45	0	23	5	0	0	1	0	1	0	0	0	0	0	3	33
13:45	1	22	5	0	0	0	1	1	0	0	0	0	1	1	32
14:00	1	95	15	1	0	2	3	3	2	0	0	0	1	9	132
14:15	0	25	5	0	0	0	0	1	0	1	0	0	1	2	35
14:30	0	21	5	0	0	0	0	0	0	1	0	0	0	1	28
14:45	0	32	3	1	1	0	0	1	1	0	0	1	0	2	42
14:45	0	37	8	1	2	0	0	0	1	0	0	1	0	0	50
15:00	0	115	21	2	3	0	0	2	2	2	0	2	1	5	155
15:15	0	49	7	0	1	1	2	1	0	0	0	0	3	7	71
15:30	1	31	4	2	0	1	0	2	0	0	0	0	0	3	44
15:45	2	22	4	0	1	0	0	1	0	0	0	0	0	2	32
15:45	1	24	4	0	1	0	0	1	0	0	0	0	0	7	38
16:00	4	126	19	2	3	2	2	5	0	0	0	0	3	19	185
16:15	0	24	6	0	0	0	1	3	0	0	0	0	0	9	43
16:30	0	31	5	0	1	1	0	1	1	2	0	0	1	1	44
16:30	0	27	7	1	1	0	0	0	0	0	0	0	0	9	45
16:45	1	36	3	0	1	0	1	1	0	0	0	0	0	5	48
17:00	1	118	21	1	3	1	2	5	1	2	0	0	1	24	180
17:15	0	40	7	0	0	0	0	4	0	0	0	0	0	5	56
17:30	0	33	4	1	0	0	0	1	0	0	0	0	0	5	44
17:45	0	24	5	0	1	0	0	1	0	0	0	0	0	5	36
17:45	0	24	4	1	1	0	0	0	0	0	0	0	0	2	32
18:00	0	121	20	2	2	0	0	6	0	0	0	0	0	17	168
18:15	1	29	3	0	1	0	0	0	0	0	0	0	0	2	36
18:30	1	21	2	1	0	0	0	1	0	1	0	0	0	0	27
18:45	*	*	*	*	*	*	*	*	*	*	*	*	*	*	*
19:00	0	0	0	0	0	0	0	0	0	0	0	0	0	0	0
19:15	*	*	*	*	*	*	*	*	*	*	*	*	*	*	*
19:30	*	*	*	*	*	*	*	*	*	*	*	*	*	*	*
19:45	*	*	*	*	*	*	*	*	*	*	*	*	*	*	*
20:00	0	0	0	0	0	0	0	0	0	0	0	0	0	0	0
20:15	*	*	*	*	*	*	*	*	*	*	*	*	*	*	*
20:30	*	*	*	*	*	*	*	*	*	*	*	*	*	*	*
20:45	*	*	*	*	*	*	*	*	*	*	*	*	*	*	*
21:00	0	0	0	0	0	0	0	0	0	0	0	0	0	0	0
21:15	*	*	*	*	*	*	*	*	*	*	*	*	*	*	*
21:30	*	*	*	*	*	*	*	*	*	*	*	*	*	*	*
21:45	*	*	*	*	*	*	*	*	*	*	*	*	*	*	*
22:00	0	0	0	0	0	0	0	0	0	0	0	0	0	0	0
22:15	*	*	*	*	*	*	*	*	*	*	*	*	*	*	*
22:30	*	*	*	*	*	*	*	*	*	*	*	*	*	*	*
22:45	*	*	*	*	*	*	*	*	*	*	*	*	*	*	*
23:00	0	0	0	0	0	0	0	0	0	0	0	0	0	0	0
23:15	*	*	*	*	*	*	*	*	*	*	*	*	*	*	*
23:30	*	*	*	*	*	*	*	*	*	*	*	*	*	*	*
23:45	*	*	*	*	*	*	*	*	*	*	*	*	*	*	*
Total	8	766	126	11	16	7	9	25	5	6	0	3	8	89	1079
Percent	0.7%	71.0%	11.7%	1.0%	1.5%	0.6%	0.8%	2.3%	0.5%	0.6%	0.0%	0.3%	0.7%	8.2%	
Grand Total	145	9876	1860	103	214	131	125	228	72	73	0	20	176	821	13844
Percent	1.0%	71.3%	13.4%	0.7%	1.5%	0.9%	0.9%	1.6%	0.5%	0.5%	0.0%	0.1%	1.3%	5.9%	

**60 MINUTE – CLASSIFICATION
DATA**

WEST

Installed By: Melanie Osterhout
 Serial Number: 08890
 Other Notes:

Date Printed: 12-Dec-03
 Counted at Elm Street
 Closest Cross Street: Cohoes Rd (Rt 32)

Westbound

Start Time	Class 1	Class 2	Class 3	Class 4	Class 5	Class 6	Class 7	Class 8	Class 9	Class 10	Class 11	Class 12	Class 13	Class 14	Total
11/07/03
01:00
02:00
03:00
04:00
05:00
06:00
07:00
08:00
09:00
10:00
11:00
12 PM
13:00
14:00
15:00	1	140	33	3	3	3	3	8	2	0	0	0	0	9	205
16:00	0	199	27	2	4	1	0	7	2	2	0	1	2	16	263
17:00	2	192	18	3	1	0	1	1	1	0	0	0	3	15	237
18:00	0	103	11	2	0	0	1	4	0	0	0	0	2	1	124
19:00	0	83	10	2	2	0	0	1	1	0	0	0	0	3	102
20:00	0	59	4	0	1	0	0	1	0	0	0	0	0	1	66
21:00	0	66	7	1	0	0	0	0	1	0	0	0	0	1	76
22:00	0	45	5	0	0	0	0	0	0	0	0	0	0	0	50
23:00	0	39	5	0	1	0	0	0	0	0	0	0	0	0	45
Total	3	926	120	13	12	4	5	22	7	2	0	1	7	46	1168
Percent	0.3%	79.3%	10.3%	1.1%	1.0%	0.3%	0.4%	1.9%	0.6%	0.2%	0.0%	0.1%	0.6%	3.9%	

AM Peak Vol.	PM Peak Vol.
17:00	16:00
16:00	15:00
15:00	15:00
15:00	16:00
15:00	15:00
15:00	15:00
15:00	15:00
15:00	15:00
15:00	15:00
16:00	16:00
16:00	16:00
16:00	16:00
16:00	16:00
16:00	16:00
2	199
33	3
3	4
3	3
8	2
2	2
1	3
16	263

Installed By: Melanie Osterhout
 Serial Number: 08890
 Other Notes:

Date Printed: 12-Dec-03
 Counted at Elm Street
 Closest Cross Street: Cohoes Rd (Rt 32)

Westbound

Start Time	Class 1	Class 2	Class 3	Class 4	Class 5	Class 6	Class 7	Class 8	Class 9	Class 10	Class 11	Class 12	Class 13	Class 14	Total
11/08/03	0	13	1	0	0	0	0	0	0	0	0	0	0	0	0
01:00	0	13	0	0	0	0	0	0	0	0	0	0	0	0	14
02:00	0	15	1	0	0	0	0	0	0	0	0	0	0	0	13
03:00	0	15	3	0	0	0	0	0	0	0	0	0	0	0	16
04:00	0	21	2	0	0	0	0	0	0	0	0	0	0	0	18
05:00	0	59	8	0	0	0	0	0	1	0	0	0	0	0	23
06:00	0	48	10	1	1	0	1	0	0	0	0	1	0	0	69
07:00	0	25	7	2	1	0	0	1	0	0	0	0	0	0	62
08:00	0	50	8	1	2	0	0	1	0	0	0	0	0	0	36
09:00	0	53	10	0	1	0	0	1	0	0	0	0	0	0	62
10:00	0	63	9	1	3	0	0	1	0	0	0	0	0	2	67
11:00	0	90	13	1	0	0	0	3	0	0	0	0	0	0	78
12 PM	0	121	19	1	1	0	0	0	0	0	0	0	0	0	107
13:00	0	82	17	1	7	0	0	1	0	0	0	0	0	5	147
14:00	0	64	7	1	1	0	0	1	0	0	0	0	0	2	110
15:00	0	96	13	0	1	0	0	1	0	0	0	0	0	4	78
16:00	1	95	18	0	0	0	0	3	0	0	0	0	0	0	111
17:00	2	82	9	0	2	0	0	0	0	0	0	0	0	4	121
18:00	0	67	11	0	1	0	0	1	0	2	0	0	0	0	95
19:00	0	47	6	0	0	0	0	1	0	0	0	0	0	3	85
20:00	0	40	6	0	2	0	0	0	0	0	0	0	0	1	55
21:00	0	52	7	0	0	0	0	0	0	0	0	0	0	4	52
22:00	0	45	2	0	0	0	0	0	0	0	0	0	0	0	59
23:00	0	29	6	0	1	0	0	0	0	0	0	0	0	1	48
Total	3	1285	193	9	24	0	1	15	1	2	0	1	0	28	1562
Percent	0.2%	82.3%	12.4%	0.6%	1.5%	0.0%	0.1%	1.0%	0.1%	0.1%	0.0%	0.1%	0.0%	1.8%	
AM Peak		11:00	11:00	07:00	10:00		06:00	11:00	05:00			05:00		09:00	11:00
Vol.		90	13	2	3		1	3	1			1		2	107
PM Peak	17:00	12:00	12:00	12:00	13:00			16:00		18:00				12:00	12:00
Vol.	2	121	19	1	7			3		2				5	147

Installed By: Melanie Osterhout
 Serial Number: 08890
 Other Notes:

Date Printed: 12-Dec-03
 Counted at Elm Street
 Closest Cross Street: Cohoes Rd (Rt 32)

Westbound

Start Time	Class 1	Class 2	Class 3	Class 4	Class 5	Class 6	Class 7	Class 8	Class 9	Class 10	Class 11	Class 12	Class 13	Class 14	Total
11/09/03	0	21	0	0	0	0	0	0	0	0	0	0	0	0	21
01:00	0	25	1	0	0	0	0	0	0	0	0	0	0	0	26
02:00	0	12	1	1	0	0	0	0	0	0	0	0	0	0	14
03:00	0	8	0	0	0	0	0	0	0	0	0	0	0	0	8
04:00	0	17	0	0	0	0	0	0	0	0	0	0	0	0	17
05:00	0	32	5	0	1	0	0	0	0	0	0	0	0	2	40
06:00	0	26	0	0	0	0	0	0	0	0	0	0	0	0	26
07:00	0	15	2	0	0	0	0	0	0	0	0	0	0	0	17
08:00	0	26	4	0	0	0	0	0	1	0	0	0	0	0	31
09:00	0	49	3	0	0	0	0	0	0	0	0	0	0	0	52
10:00	0	59	15	1	2	0	0	1	0	0	0	0	0	2	80
11:00	0	77	12	0	0	0	0	1	0	0	0	0	0	0	90
12 PM	0	94	15	1	0	0	1	0	0	0	0	0	0	2	113
13:00	0	77	14	1	0	0	0	2	0	0	0	0	0	2	96
14:00	0	76	17	1	1	0	0	0	0	0	0	0	0	6	101
15:00	0	90	9	0	0	0	0	2	0	0	0	0	0	2	103
16:00	0	78	9	0	1	0	0	1	0	0	0	0	0	3	92
17:00	0	64	10	1	2	0	0	1	0	0	0	0	0	3	81
18:00	0	62	4	0	0	0	0	1	0	0	0	0	0	1	68
19:00	0	54	6	0	0	0	0	0	0	0	0	0	0	0	60
20:00	0	44	7	0	0	0	0	0	0	0	0	0	0	1	52
21:00	0	35	2	0	0	0	0	0	0	0	0	0	0	0	37
22:00	0	19	5	0	0	0	0	0	0	0	0	0	0	0	24
23:00	0	15	2	0	0	0	0	0	0	0	0	0	0	0	17
Total	0	1075	143	6	7	0	1	9	1	0	0	0	0	24	1266
Percent	0.0%	84.9%	11.3%	0.5%	0.6%	0.0%	0.1%	0.7%	0.1%	0.0%	0.0%	0.0%	0.0%	1.9%	
AM Peak		11:00	10:00	02:00	10:00			10:00	08:00					05:00	11:00
Vol.		77	15	1	2			1	1					2	90
PM Peak		12:00	14:00	12:00	17:00			12:00	13:00					14:00	12:00
Vol.		94	17	1	2			1	2					6	113

Installed By: Melanie Osterhout
 Serial Number: 08890
 Other Notes:

Date Printed: 12-Dec-03
 Counted at Elm Street
 Closest Cross Street: Cohoes Rd (Rt 32)

Westbound

Start Time	Class 1	Class 2	Class 3	Class 4	Class 5	Class 6	Class 7	Class 8	Class 9	Class 10	Class 11	Class 12	Class 13	Class 14	Total
11/10/03	0	14	1	0	0	0	0	0	0	0	0	0	0	0	15
01:00	0	6	1	0	0	0	0	0	0	0	0	0	0	0	7
02:00	0	12	1	0	0	0	0	0	0	0	0	0	0	0	13
03:00	0	8	2	0	0	0	0	0	0	0	0	0	0	0	10
04:00	0	25	1	0	0	0	0	0	0	0	0	0	0	0	26
05:00	0	35	8	0	2	0	0	0	0	0	0	0	0	0	45
06:00	0	104	26	1	3	5	1	5	3	1	0	0	1	10	160
07:00	2	94	19	4	5	2	0	5	5	1	0	1	2	7	147
08:00	0	86	17	2	0	4	0	3	5	0	0	0	0	7	124
09:00	1	61	22	2	5	3	1	2	1	0	0	0	0	2	100
10:00	0	59	22	0	3	4	1	5	4	0	0	0	0	4	102
11:00	0	87	16	1	8	4	1	1	7	0	0	0	0	2	129
12 PM	1	106	23	3	9	6	1	12	3	1	0	0	2	2	187
13:00	0	92	16	0	3	6	0	3	5	0	0	0	0	5	130
14:00	1	129	30	5	3	3	1	3	4	0	0	0	0	9	188
15:00	1	149	22	2	10	2	0	5	1	1	0	0	3	10	206
16:00	0	220	24	4	2	0	0	7	3	1	0	1	1	11	274
17:00	1	172	30	3	2	0	0	7	1	1	0	2	2	12	233
18:00	0	120	18	0	4	0	0	1	1	0	0	0	0	6	150
19:00	0	71	7	0	0	0	0	1	0	0	0	1	0	2	82
20:00	0	55	4	1	0	0	0	0	2	0	0	0	0	2	64
21:00	0	49	6	0	0	0	0	1	0	0	0	0	0	0	56
22:00	0	32	4	0	0	0	0	0	0	0	0	0	0	1	37
23:00	0	27	5	0	0	0	0	1	0	0	0	0	0	0	33
Total	7	1813	325	28	59	39	6	62	45	6	0	5	12	111	2518
Percent	0.3%	72.0%	12.9%	1.1%	2.3%	1.5%	0.2%	2.5%	1.8%	0.2%	0.0%	0.2%	0.5%	4.4%	
AM Peak	07:00	06:00	06:00	07:00	11:00	06:00	06:00	06:00	11:00	06:00		07:00	07:00	06:00	06:00
Vol.	2	104	26	4	8	5	1	5	7	1		1	2	10	160
PM Peak	12:00	16:00	14:00	14:00	15:00	12:00	12:00	12:00	13:00	12:00		17:00	15:00	12:00	16:00
Vol.	1	220	30	5	10	6	1	12	5	1		2	3	21	274

Installed By: Melanie Osterhout
 Serial Number: 08890
 Other Notes:

Date Printed: 12-Dec-03
 Counted at Elm Street
 Closest Cross Street: Cohoes Rd (Rt 32)

Westbound

Start Time	Class 1	Class 2	Class 3	Class 4	Class 5	Class 6	Class 7	Class 8	Class 9	Class 10	Class 11	Class 12	Class 13	Class 14	Total
11/11/03	0	19	0	0	0	0	0	0	0	0	0	0	0	0	19
01:00	0	11	2	0	0	0	0	0	0	0	0	0	0	0	13
02:00	0	10	4	1	0	0	0	0	0	0	0	0	0	0	15
03:00	0	15	1	0	0	0	0	0	0	0	0	0	0	0	16
04:00	0	23	4	0	0	0	0	0	0	0	0	0	0	0	27
05:00	0	34	3	0	0	0	0	2	1	0	0	0	0	0	40
06:00	0	115	27	2	2	4	0	2	3	0	0	0	1	8	164
07:00	0	94	16	0	3	1	2	1	3	0	0	0	1	7	128
08:00	0	72	18	1	3	5	0	3	3	3	0	0	0	7	115
09:00	1	59	15	2	6	2	0	1	6	0	0	0	2	6	100
10:00	0	84	14	3	3	4	0	2	3	0	1	1	1	1	117
11:00	0	76	27	0	3	4	1	3	2	1	0	1	2	3	123
12 PM	0	123	23	3	4	2	2	1	4	0	0	0	1	13	176
13:00	0	75	21	1	1	1	0	10	4	0	0	0	1	5	119
14:00	0	84	25	1	1	1	0	3	3	1	0	1	1	8	129
15:00	0	107	19	2	5	4	0	6	3	0	0	0	0	11	157
16:00	1	124	18	1	2	0	0	2	0	0	0	0	0	6	154
17:00	0	135	20	4	3	0	0	6	1	0	0	0	0	5	174
18:00	0	88	11	0	1	0	0	0	2	0	0	0	0	1	103
19:00	0	62	4	1	0	1	0	0	2	0	0	0	0	6	76
20:00	0	52	6	0	0	0	0	0	0	0	0	0	0	0	58
21:00	0	48	5	0	1	0	0	0	0	0	0	0	0	0	54
22:00	0	35	6	1	0	0	0	0	0	0	0	0	0	0	42
23:00	0	27	2	0	0	0	0	1	0	0	0	0	0	0	30
Total	2	1572	291	23	38	29	5	43	40	5	1	3	10	87	2149
Percent	0.1%	73.2%	13.5%	1.1%	1.8%	1.3%	0.2%	2.0%	1.9%	0.2%	0.0%	0.1%	0.5%	4.0%	
AM Peak	09:00	06:00	06:00	10:00	09:00	08:00	07:00	08:00	09:00	08:00	10:00	10:00	09:00	06:00	06:00
Vol.	1	115	27	3	6	5	2	3	6	3	1	1	2	8	164
PM Peak	16:00	17:00	14:00	17:00	15:00	15:00	12:00	13:00	12:00	14:00		14:00	12:00	12:00	12:00
Vol.	1	135	25	4	5	4	2	10	4	1		1	1	13	176

Installed By: Melanie Osterhout
 Serial Number: 08890
 Other Notes:

Date Printed: 12-Dec-03
 Counted at Elm Street
 Closest Cross Street: Cohoes Rd (Rt 32)

Westbound

Start Time	Class 1	Class 2	Class 3	Class 4	Class 5	Class 6	Class 7	Class 8	Class 9	Class 10	Class 11	Class 12	Class 13	Class 14	Total
11/12/03	0	10	1	0	0	0	0	0	0	0	0	0	0	0	11
01:00	0	9	3	0	0	0	0	0	0	0	0	0	0	0	12
02:00	0	13	1	0	0	0	0	0	0	0	0	0	0	0	14
03:00	0	15	2	0	0	0	0	0	0	0	0	0	0	0	17
04:00	0	18	1	0	0	0	0	0	0	0	0	0	0	0	19
05:00	0	40	6	0	1	0	0	1	0	0	0	0	0	0	48
06:00	1	104	20	1	2	3	0	4	3	0	0	0	0	11	149
07:00	1	92	25	2	3	3	0	5	1	0	0	0	1	22	155
08:00	0	96	26	4	7	3	0	5	0	2	0	1	1	12	157
09:00	0	72	20	0	5	2	1	4	3	0	0	0	0	12	119
10:00	0	60	15	3	7	3	0	2	8	0	0	1	0	8	107
11:00	0	72	20	2	8	3	0	8	4	0	0	0	0	10	127
12 PM	0	116	18	2	2	1	1	1	6	1	0	0	0	9	157
13:00	0	80	30	1	2	2	0	1	3	1	0	0	1	7	128
14:00	0	136	24	2	6	1	1	5	1	0	0	1	0	16	193
15:00	1	153	27	1	6	1	0	4	2	0	0	0	1	11	207
16:00	1	217	32	1	7	0	0	10	3	2	0	0	1	15	289
17:00	0	239	27	1	0	0	0	8	3	1	0	3	0	12	294
18:00	0	125	15	4	2	0	1	2	0	0	0	1	1	5	156
19:00	0	66	8	0	1	0	1	0	0	0	0	0	0	0	76
20:00	0	70	7	0	2	0	0	0	0	0	0	0	0	4	83
21:00	0	53	5	1	0	0	0	1	1	0	0	0	0	2	63
22:00	0	28	10	0	2	0	0	1	1	0	0	0	0	0	42
23:00	0	31	1	0	1	0	0	1	0	0	0	0	0	0	34
Total	4	1915	344	25	64	22	5	63	39	7	0	7	6	156	2657
Percent	0.2%	72.1%	12.9%	0.9%	2.4%	0.8%	0.2%	2.4%	1.5%	0.3%	0.0%	0.3%	0.2%	5.9%	
AM Peak	06:00	06:00	08:00	08:00	11:00	06:00	09:00	11:00	10:00	08:00		08:00	07:00	07:00	08:00
Vol.	1	104	26	4	8	3	1	8	8	2		1	1	22	157
PM Peak	15:00	17:00	16:00	18:00	16:00	13:00	12:00	16:00	12:00	16:00		17:00	13:00	14:00	17:00
Vol.	1	239	32	4	7	2	1	10	6	2		3	1	16	294

Installed By: Melanie Osterhout
 Serial Number: 08890
 Other Notes:

Date Printed: 12-Dec-03
 Counted at Elm Street
 Closest Cross Street: Cohoes Rd (Rt 32)

Westbound

Start Time	Class 1	Class 2	Class 3	Class 4	Class 5	Class 6	Class 7	Class 8	Class 9	Class 10	Class 11	Class 12	Class 13	Class 14	Total
11/13/03	0	13	1	0	1	0	0	1	0	0	0	0	0	0	16
01:00	0	8	3	1	0	0	0	0	0	0	0	0	0	0	12
02:00	0	8	1	0	0	0	0	0	0	0	0	0	0	0	9
03:00	0	8	2	0	0	0	0	0	0	0	0	0	0	0	10
04:00	0	22	1	0	0	0	0	0	0	0	0	0	0	0	23
05:00	0	40	5	0	0	1	0	0	0	0	0	0	0	1	47
06:00	0	115	21	2	3	4	0	3	1	0	0	0	0	11	160
07:00	1	92	14	8	3	1	0	6	1	1	0	0	2	19	148
08:00	0	94	23	3	2	3	0	5	1	1	0	0	1	18	151
09:00	0	60	18	3	7	2	0	2	5	0	0	1	0	4	102
10:00	0	66	14	2	5	1	2	4	2	0	0	0	0	11	107
11:00	0	88	21	2	7	2	0	4	4	1	1	0	0	8	138
12 PM	1	125	24	2	4	3	0	5	1	0	0	0	1	14	180
13:00	0	100	14	0	2	2	0	5	4	0	0	0	0	3	130
14:00	1	122	21	1	2	2	0	5	2	0	0	1	1	11	169
15:00	0	133	27	4	2	1	1	6	2	0	0	0	2	18	196
16:00	0	201	31	3	2	1	0	9	2	1	0	0	1	14	265
17:00	0	188	36	1	2	0	1	3	2	1	0	0	1	13	248
18:00	*	*	*	*	*	*	*	*	*	*	*	*	*	*	*
19:00	*	*	*	*	*	*	*	*	*	*	*	*	*	*	*
20:00	*	*	*	*	*	*	*	*	*	*	*	*	*	*	*
21:00	*	*	*	*	*	*	*	*	*	*	*	*	*	*	*
22:00	*	*	*	*	*	*	*	*	*	*	*	*	*	*	*
23:00	*	*	*	*	*	*	*	*	*	*	*	*	*	*	*
Total	3	1483	277	32	42	23	4	58	27	5	1	2	9	145	2111
Percent	0.1%	70.3%	13.1%	1.5%	2.0%	1.1%	0.2%	2.7%	1.3%	0.2%	0.0%	0.1%	0.4%	6.9%	
AM Peak	07:00	06:00	08:00	07:00	09:00	06:00	10:00	07:00	09:00	07:00	11:00	09:00	07:00	07:00	06:00
Vol.	1	115	23	8	7	4	2	6	5	1	1	1	2	19	160
PM Peak	12:00	16:00	17:00	15:00	12:00	12:00	15:00	16:00	13:00	16:00		14:00	15:00	15:00	16:00
Vol.	1	201	36	4	4	3	1	9	4	1		1	2	18	265
Grand Total	22	10069	1693	136	246	117	27	272	160	27	2	19	44	597	13431
Percent	0.2%	75.0%	12.6%	1.0%	1.8%	0.9%	0.2%	2.0%	1.2%	0.2%	0.0%	0.1%	0.3%	4.4%	

EAST

Installed By: Melanie Osterhout
 Serial Number: 08890
 Other Notes:

Date Printed: 12-Dec-03
 Counted at Elm Street
 Closest Cross Street: Cohoes Rd (Rt 32)

Eastbound

Start Time	Class 1	Class 2	Class 3	Class 4	Class 5	Class 6	Class 7	Class 8	Class 9	Class 10	Class 11	Class 12	Class 13	Class 14	Total
11/07/03
01:00
02:00
03:00
04:00
05:00
06:00
07:00
08:00
09:00
10:00
11:00
12 PM
13:00
14:00
15:00	2	139	41	4	5	3	1	4	2	0	0	1	2	9	213
16:00	2	152	27	0	4	1	4	12	2	2	0	1	3	22	232
17:00	0	137	25	1	1	1	0	5	1	0	0	0	7	9	187
18:00	1	92	11	1	2	0	0	0	0	0	0	0	3	4	114
19:00	0	68	10	0	1	1	0	0	0	0	0	0	0	2	82
20:00	0	53	8	0	0	0	0	1	0	0	0	0	0	0	62
21:00	0	43	2	1	0	0	0	1	1	0	0	0	0	1	49
22:00	1	41	4	0	1	0	0	0	0	0	0	0	0	1	48
23:00	1	40	7	0	0	1	0	0	0	1	0	0	0	0	50
Total	7	765	135	7	14	7	5	23	6	3	0	2	15	48	1037
Percent	0.7%	73.8%	13.0%	0.7%	1.4%	0.7%	0.5%	2.2%	0.6%	0.3%	0.0%	0.2%	1.4%	4.6%	
AM Peak Vol.															
PM Peak Vol.	15:00	16:00	15:00	15:00	15:00	15:00	16:00	16:00	15:00	16:00		15:00	17:00	16:00	16:00
	2	152	41	4	5	3	4	12	2	2		1	7	22	232

Installed By: Melanie Osterhout
 Serial Number: 08890
 Other Notes:

Date Printed: 12-Dec-03
 Counted at Elm Street
 Closest Cross Street: Cohoes Rd (Rt 32)

Eastbound

Start Time	Class 1	Class 2	Class 3	Class 4	Class 5	Class 6	Class 7	Class 8	Class 9	Class 10	Class 11	Class 12	Class 13	Class 14	Total
11/08/03	0	11	2	1	0	0	0	0	0	0	0	0	0	0	14
01:00	0	5	1	0	0	0	0	0	0	0	0	0	0	0	6
02:00	0	15	0	0	0	0	0	0	0	0	0	0	0	0	16
03:00	0	10	3	0	0	0	0	0	0	0	0	0	0	0	13
04:00	1	18	2	0	0	0	0	0	0	0	0	0	0	0	21
05:00	1	13	0	0	0	0	0	0	0	0	0	0	0	0	15
06:00	0	23	13	0	0	0	0	0	0	1	0	0	0	0	38
07:00	0	49	8	1	1	1	0	0	0	0	0	0	1	1	62
08:00	0	54	16	0	0	0	0	1	0	0	0	0	0	1	72
09:00	0	67	15	0	1	1	0	0	0	0	0	0	0	0	84
10:00	0	58	20	2	1	0	0	2	0	0	0	0	0	5	88
11:00	4	95	14	2	1	1	0	1	0	1	0	0	0	4	123
12 PM	2	137	24	1	4	1	0	3	0	0	0	0	0	11	183
13:00	2	109	18	4	3	0	1	2	0	0	0	0	0	0	142
14:00	3	81	18	1	1	1	0	1	0	0	0	0	0	3	111
15:00	0	97	13	0	0	0	0	2	1	1	0	0	0	5	117
16:00	1	82	12	0	2	0	0	1	0	0	0	0	0	3	102
17:00	1	75	16	0	0	1	0	2	0	0	0	0	0	4	99
18:00	0	89	13	0	2	2	0	0	0	0	0	0	0	2	108
19:00	1	43	7	0	1	0	0	0	0	0	0	0	0	0	52
20:00	0	53	6	0	0	0	0	0	0	0	0	0	0	4	63
21:00	0	35	10	0	0	0	0	0	0	0	0	0	0	1	46
22:00	0	31	4	0	0	0	0	0	0	0	0	0	0	2	37
23:00	0	30	1	0	0	0	0	0	0	0	0	0	0	0	31
Total	16	1280	236	12	17	8	1	15	1	3	0	0	2	52	1643
Percent	1.0%	77.9%	14.4%	0.7%	1.0%	0.5%	0.1%	0.9%	0.1%	0.2%	0.0%	0.0%	0.1%	3.2%	
AM Peak	11:00	11:00	10:00	10:00	07:00	07:00		10:00		06:00			05:00	10:00	11:00
Vol.	4	95	20	2	1	1		2		1			1	5	123
PM Peak	14:00	12:00	12:00	13:00	12:00	18:00	13:00	12:00	15:00	15:00				12:00	12:00
Vol.	3	137	24	4	4	2	1	3	1	1				11	183

Installed By: Melanie Osterhout
 Serial Number: 08890
 Other Notes:

Date Printed: 12-Dec-03
 Counted at Elm Street
 Closest Cross Street: Cohoes Rd (Rt 32)

Eastbound

Start Time	Class 1	Class 2	Class 3	Class 4	Class 5	Class 6	Class 7	Class 8	Class 9	Class 10	Class 11	Class 12	Class 13	Class 14	Total
11/09/03	0	9	1	0	0	0	0	0	0	0	0	0	0	0	10
01:00	0	11	2	0	0	0	0	0	0	0	0	0	0	0	13
02:00	0	9	1	1	0	0	0	0	0	0	0	0	0	0	11
03:00	0	9	1	0	0	0	0	0	0	0	0	0	0	1	11
04:00	0	7	1	0	0	0	0	1	0	0	0	0	0	0	9
05:00	0	13	1	0	0	0	0	0	0	0	0	0	0	0	14
06:00	0	18	2	0	0	0	0	0	0	0	0	0	0	0	20
07:00	0	22	2	0	0	0	0	0	0	0	0	0	0	1	25
08:00	0	40	7	0	0	0	0	0	0	0	0	0	0	2	49
09:00	0	75	9	0	2	0	0	0	0	1	0	0	0	0	87
10:00	1	85	12	0	3	1	0	0	0	0	0	0	0	7	109
11:00	1	72	26	0	0	0	0	3	0	0	0	1	0	1	104
12 PM	2	78	23	0	0	0	0	0	0	0	0	0	0	0	103
13:00	0	78	22	0	1	3	0	2	0	0	0	0	0	8	114
14:00	0	89	13	1	0	0	0	2	0	0	0	1	0	4	110
15:00	0	77	9	0	0	0	0	1	0	0	0	0	0	2	89
16:00	1	67	7	0	1	0	0	0	0	0	0	0	0	1	77
17:00	0	75	8	0	0	0	0	2	0	0	0	0	0	0	85
18:00	0	55	9	0	0	0	0	0	0	0	0	0	0	3	67
19:00	0	51	9	0	1	0	0	2	0	0	0	0	0	1	64
20:00	0	29	4	0	0	0	0	0	0	0	0	0	0	1	34
21:00	1	17	2	0	0	0	0	0	0	0	0	0	0	0	20
22:00	0	10	3	0	0	0	0	0	0	0	0	0	0	0	13
23:00	0	9	2	0	0	0	0	0	0	0	0	0	0	0	11
Total	6	1005	176	2	8	4	0	13	0	1	0	2	0	32	1249
Percent	0.5%	80.5%	14.1%	0.2%	0.6%	0.3%	0.0%	1.0%	0.0%	0.1%	0.0%	0.2%	0.0%	2.6%	
AM Peak	10:00	10:00	11:00	02:00	10:00	10:00		11:00		09:00		11:00		10:00	10:00
Vol.	1	85	26	1	3	1		3		1		1		7	109
PM Peak	12:00	14:00	12:00	14:00	13:00	13:00		13:00				14:00		13:00	13:00
Vol.	2	89	23	1	1	3		2				1		8	114

Installed By: Melanie Osterhout
 Serial Number: 08890
 Other Notes:

Date Printed: 12-Dec-03
 Counted at Elm Street
 Closest Cross Street: Cohoes Rd (Rt 32)

Eastbound

Start Time	Class 1	Class 2	Class 3	Class 4	Class 5	Class 6	Class 7	Class 8	Class 9	Class 10	Class 11	Class 12	Class 13	Class 14	Total
11/10/03	0	7	0	0	0	0	0	0	0	0	0	0	0	0	7
01:00	0	4	1	0	1	0	0	0	0	0	0	0	0	0	6
02:00	0	17	2	0	0	0	0	0	0	0	0	0	0	0	19
03:00	0	4	0	0	0	0	0	0	0	0	0	0	0	1	5
04:00	0	15	3	0	0	0	0	0	0	0	0	0	0	0	18
05:00	0	19	3	0	0	0	0	1	0	0	0	0	0	1	24
06:00	0	98	27	0	1	0	5	4	0	0	0	2	3	6	146
07:00	1	222	36	3	5	1	4	6	3	2	0	1	3	16	303
08:00	1	198	28	1	7	2	4	5	1	3	0	0	3	19	272
09:00	0	85	22	2	2	3	2	5	0	0	0	0	5	7	133
10:00	0	46	23	1	4	5	7	3	0	1	0	0	2	9	101
11:00	0	96	12	2	3	0	5	2	1	3	0	0	5	7	136
12 PM	2	103	28	2	4	5	2	5	1	1	0	0	3	10	166
13:00	0	69	14	1	7	5	3	5	3	4	0	0	4	7	122
14:00	0	104	25	3	1	1	4	3	1	0	0	0	4	9	155
15:00	0	135	31	4	7	2	2	6	1	0	0	1	1	15	205
16:00	1	136	16	3	2	1	2	1	2	0	0	2	3	20	189
17:00	0	124	19	0	1	0	2	2	0	1	0	0	5	12	166
18:00	1	76	21	4	2	0	0	1	0	1	0	0	1	3	110
19:00	0	78	12	0	3	0	1	1	0	0	0	0	1	4	100
20:00	0	49	9	0	2	1	0	0	1	1	0	0	2	3	68
21:00	0	41	4	0	0	0	0	0	0	0	0	1	0	1	47
22:00	0	22	4	0	0	0	0	0	0	0	0	0	0	1	27
23:00	0	43	4	0	0	0	0	0	0	0	0	0	0	0	47
Total	6	1791	344	26	52	26	43	50	14	17	0	7	45	151	2572
Percent	0.2%	69.6%	13.4%	1.0%	2.0%	1.0%	1.7%	1.9%	0.5%	0.7%	0.0%	0.3%	1.7%	5.9%	
AM Peak	07:00	07:00	07:00	07:00	08:00	10:00	10:00	07:00	07:00	08:00		06:00	09:00	08:00	07:00
Vol.	1	222	36	3	7	5	7	6	3	3		2	5	19	303
PM Peak	12:00	16:00	15:00	15:00	13:00	12:00	14:00	15:00	13:00	13:00		16:00	17:00	16:00	15:00
Vol.	2	136	31	4	7	5	4	6	3	4		2	5	20	205

Installed By: Melanie Osterhout
 Serial Number: 08890
 Other Notes:

Date Printed: 12-Dec-03
 Counted at Elm Street
 Closest Cross Street: Cohoes Rd (Rt 32)

Eastbound

Start Time	Class 1	Class 2	Class 3	Class 4	Class 5	Class 6	Class 7	Class 8	Class 9	Class 10	Class 11	Class 12	Class 13	Class 14	Total
11/11/03	0	12	0	0	0	0	0	0	0	0	0	0	0	0	12
01:00	0	9	3	0	0	0	0	0	0	0	0	0	0	0	12
02:00	1	20	1	1	0	0	0	0	0	0	0	0	0	0	23
03:00	0	7	1	0	0	0	0	0	0	0	0	0	0	0	8
04:00	0	17	4	0	0	0	0	0	0	0	0	0	0	0	21
05:00	0	17	5	0	0	1	0	0	0	0	0	0	0	0	25
06:00	1	60	15	1	0	1	0	1	0	0	0	1	1	1	82
07:00	0	113	27	0	1	2	5	3	2	3	0	0	5	9	170
08:00	0	123	19	1	4	1	1	4	0	0	0	0	0	11	164
09:00	0	78	22	0	3	3	0	2	1	1	0	0	4	2	116
10:00	1	77	16	2	4	4	2	1	0	2	0	0	8	6	123
11:00	1	106	19	1	4	3	3	0	2	2	0	0	5	6	152
12 PM	1	106	27	2	5	0	1	1	0	1	0	0	7	17	168
13:00	1	85	18	3	0	2	1	2	1	0	0	0	1	12	126
14:00	2	100	18	1	1	3	5	5	1	1	0	0	6	19	162
15:00	4	120	18	0	2	3	5	0	0	0	0	0	2	15	169
16:00	6	116	24	1	0	1	1	2	1	0	0	2	6	12	172
17:00	3	106	14	1	2	1	3	2	0	0	0	0	1	11	144
18:00	1	89	14	0	3	1	0	0	1	2	0	0	6	4	121
19:00	0	77	15	0	0	2	1	0	1	0	0	0	0	3	99
20:00	0	41	6	0	1	0	0	1	0	0	0	0	0	1	50
21:00	0	36	4	0	0	0	0	1	0	1	0	0	0	4	46
22:00	0	18	1	0	0	0	0	0	0	0	0	0	0	0	19
23:00	0	30	4	0	0	2	0	0	0	0	0	0	0	3	39
Total	22	1563	295	14	30	30	28	25	10	13	0	3	52	138	2223
Percent	1.0%	70.3%	13.3%	0.6%	1.3%	1.3%	1.3%	1.1%	0.4%	0.6%	0.0%	0.1%	2.3%	6.2%	
AM Peak	02:00	08:00	07:00	10:00	08:00	10:00	07:00	08:00	07:00	07:00		06:00	10:00	08:00	07:00
Vol.	1	123	27	2	4	4	5	4	2	3		1	8	11	170
PM Peak	16:00	15:00	12:00	13:00	12:00	14:00	14:00	14:00	13:00	18:00		16:00	12:00	14:00	16:00
Vol.	6	120	27	3	5	3	5	5	1	2		2	7	19	172

Installed By: Melanie Osterhout
 Serial Number: 08890
 Other Notes:

Date Printed: 12-Dec-03
 Counted at Elm Street
 Closest Cross Street: Cohoes Rd (Rt 32)

Eastbound

Start Time	Class 1	Class 2	Class 3	Class 4	Class 5	Class 6	Class 7	Class 8	Class 9	Class 10	Class 11	Class 12	Class 13	Class 14	Total
11/12/03	1	2	1	0	0	0	0	0	0	0	0	0	0	0	4
01:00	1	7	2	0	0	0	0	0	0	0	0	0	0	0	10
02:00	1	12	0	0	0	1	0	0	0	0	0	0	0	0	14
03:00	1	6	0	0	0	0	0	0	0	0	0	0	0	0	7
04:00	0	17	2	0	0	2	0	0	0	0	0	0	0	0	23
05:00	0	21	6	0	1	0	1	0	0	0	0	0	1	1	31
06:00	5	90	34	1	2	4	1	3	0	0	0	1	1	11	153
07:00	11	205	52	2	4	4	1	5	0	0	0	0	7	21	312
08:00	4	213	48	0	2	4	3	8	0	3	0	0	0	19	304
09:00	4	101	23	0	8	2	1	2	0	0	0	0	3	10	154
10:00	1	69	16	1	1	4	1	2	2	0	0	1	5	18	121
11:00	2	89	12	0	5	3	0	4	8	2	0	0	5	14	144
12 PM	3	113	14	3	5	4	3	3	5	2	0	0	2	14	171
13:00	3	87	32	1	2	4	1	3	2	2	0	0	1	11	149
14:00	3	108	21	2	6	1	3	5	2	4	0	0	3	15	173
15:00	1	136	33	2	3	1	3	5	0	1	0	0	2	26	213
16:00	3	137	19	1	2	0	2	7	1	0	0	0	2	21	195
17:00	5	109	11	0	2	1	1	3	1	5	0	0	4	20	162
18:00	6	96	14	0	2	0	0	1	0	2	0	0	4	7	132
19:00	2	68	20	0	3	0	0	1	1	0	0	0	0	9	104
20:00	5	34	3	0	1	0	0	2	0	0	0	0	0	3	48
21:00	3	41	4	0	0	0	0	1	0	0	0	0	0	2	51
22:00	1	25	4	0	0	0	0	0	0	1	0	0	1	1	33
23:00	0	45	6	0	3	1	0	0	0	0	0	0	0	2	57
Total	66	1831	377	13	52	36	21	55	22	22	0	2	41	227	2765
Percent	2.4%	66.2%	13.6%	0.5%	1.9%	1.3%	0.8%	2.0%	0.8%	0.8%	0.0%	0.1%	1.5%	8.2%	
AM Peak	07:00	08:00	07:00	07:00	09:00	06:00	08:00	08:00	11:00	08:00		06:00	07:00	07:00	07:00
Vol.	11	213	52	2	8	4	3	8	8	3		1	7	21	312
PM Peak	18:00	16:00	15:00	12:00	14:00	12:00	12:00	16:00	12:00	17:00			17:00	15:00	15:00
Vol.	6	137	33	3	6	4	3	7	5	5			4	26	213

Installed By: Melanie Osterhout
 Serial Number: 08890
 Other Notes:

Date Printed: 12-Dec-03
 Counted at Elm Street
 Closest Cross Street: Cohoes Rd (Rt 32)

Eastbound

Start Time	Class 1	Class 2	Class 3	Class 4	Class 5	Class 6	Class 7	Class 8	Class 9	Class 10	Class 11	Class 12	Class 13	Class 14	Total
11/13/03	0	10	0	0	0	0	0	0	1	0	0	0	0	0	11
01:00	1	4	3	0	0	0	0	0	0	0	0	0	0	0	8
02:00	0	12	0	1	0	1	0	0	0	0	0	0	0	0	14
03:00	0	6	2	0	0	0	0	0	0	0	0	0	0	0	8
04:00	0	13	1	0	0	0	0	0	0	1	0	0	0	1	16
05:00	3	17	5	0	0	1	0	2	0	0	0	0	0	2	30
06:00	2	87	23	1	0	0	0	2	1	1	0	0	1	6	124
07:00	2	243	32	1	5	2	2	2	2	2	0	0	1	17	311
08:00	0	172	36	8	2	1	4	3	2	1	0	1	2	20	252
09:00	2	94	23	2	5	1	3	2	0	1	0	0	1	10	144
10:00	1	74	15	1	6	2	4	2	3	2	0	0	3	10	123
11:00	3	81	20	1	5	3	4	7	5	0	0	0	4	12	145
12 PM	0	141	25	2	4	2	2	3	0	1	0	1	2	13	196
13:00	1	95	15	1	0	2	3	3	2	0	0	0	1	9	132
14:00	0	115	21	2	3	0	0	2	2	2	0	2	1	5	155
15:00	4	126	19	2	3	2	2	5	0	0	0	0	3	19	185
16:00	1	118	21	1	3	1	2	5	1	2	0	0	1	24	180
17:00	0	121	20	2	2	0	0	6	0	0	0	0	0	17	168
18:00
19:00
20:00
21:00
22:00
23:00
Total	20	1529	281	25	38	18	26	44	19	13	0	4	20	165	2202
Percent	0.9%	69.4%	12.8%	1.1%	1.7%	0.8%	1.2%	2.0%	0.9%	0.6%	0.0%	0.2%	0.9%	7.5%	
AM Peak	05:00	07:00	08:00	08:00	10:00	11:00	08:00	11:00	11:00	07:00		08:00	11:00	08:00	07:00
Vol.	3	243	36	8	6	3	4	7	5	2		1	4	20	311
PM Peak	15:00	12:00	12:00	12:00	12:00	12:00	13:00	17:00	13:00	14:00		14:00	15:00	16:00	12:00
Vol.	4	141	25	2	4	2	3	6	2	2		2	3	24	196
Grand Total	143	9764	1844	99	211	129	124	225	72	72	0	20	175	813	13691
Percent	1.0%	71.3%	13.5%	0.7%	1.5%	0.9%	0.9%	1.6%	0.5%	0.5%	0.0%	0.1%	1.3%	5.9%	

60 MINUTE -SPEED DATA

WEST

Erdman Anthony and Associates, Inc.
 317 Brick Church Road
 Troy, NY 12180
 518-279-0505

Counted By: Melanie Osterhout
 Serial Number: 08890
 Other Notes:

Date Printed: 12-Dec-03
 Counted at Elm Street
 Closest Cross Street: Cohoes Rd (Rt 32)

Westbound

Start Time	15	16	21	26	31	36	41	46	51	56	61	66	71	76	Total	Pace Speed	Number in Pace
11/08/03	0	0	2	3	8	0	1	0	0	0	0	0	0	0	14	24-33	11
01:00	0	0	2	4	4	3	0	0	0	0	0	0	0	0	13	24-33	9
02:00	0	0	1	6	7	2	0	0	0	0	0	0	0	0	16	25-34	13
03:00	0	1	1	7	9	0	0	0	0	0	0	0	0	0	18	25-34	16
04:00	0	0	1	7	10	3	2	0	0	0	0	0	0	0	23	26-35	17
05:00	1	2	1	37	24	4	0	0	0	0	0	0	0	0	69	26-35	61
06:00	1	1	3	26	21	10	0	0	0	0	0	0	0	0	62	26-35	47
07:00	0	1	1	15	16	3	0	0	0	0	0	0	0	0	36	26-35	31
08:00	0	1	3	22	29	6	1	0	0	0	0	0	0	0	62	26-35	51
09:00	2	1	7	27	27	2	1	0	0	0	0	0	0	0	67	26-35	54
10:00	0	0	6	30	34	6	2	0	0	0	0	0	0	0	78	26-35	64
11:00	0	0	9	41	39	14	3	0	0	0	1	0	0	0	107	26-35	80
12 PM	3	2	17	47	62	14	1	0	0	0	0	0	0	0	147	26-35	109
13:00	1	0	9	46	44	8	1	0	0	1	0	0	0	0	110	26-35	90
14:00	1	0	7	26	35	7	0	0	0	0	0	0	1	0	78	26-35	61
15:00	0	1	8	57	39	5	1	0	0	0	0	0	0	0	111	26-35	96
16:00	5	2	6	42	56	7	1	2	0	0	0	0	0	0	121	26-35	98
17:00	0	1	4	47	37	6	0	0	0	0	0	0	0	0	95	26-35	84
18:00	2	2	10	43	25	2	1	0	0	0	0	0	0	0	85	26-35	68
19:00	0	4	3	22	22	2	1	1	0	0	0	0	0	0	55	26-35	44
20:00	0	0	4	23	19	3	0	0	0	0	1	0	0	2	52	26-35	42
21:00	1	0	1	24	24	7	2	0	0	0	1	0	0	0	59	26-35	48
22:00	0	1	3	18	24	2	0	0	0	0	0	0	0	0	48	26-35	42
23:00	0	0	4	15	13	4	0	0	0	0	0	0	0	0	36	26-35	28
Total	17	20	113	635	628	120	18	3	0	1	2	0	1	4	1562		
Percent	1.1%	1.3%	7.2%	40.7%	40.2%	7.7%	1.2%	0.2%	0.0%	0.1%	0.1%	0.0%	0.1%	0.3%			
AM Peak	09:00	05:00	11:00	11:00	11:00	11:00	11:00				11:00				11:00		
Vol.	2	2	9	41	39	14	3				1				107		
PM Peak	16:00	19:00	12:00	15:00	12:00	12:00	21:00	16:00		13:00	20:00		14:00	20:00	12:00		
Vol.	5	4	17	57	62	14	2	2		1	1		1	2	147		

Erdman Anthony and Associates, Inc.
 317 Brick Church Road
 Troy, NY 12180
 518-279-0505

Counted By: Melanie Osterhout
 Serial Number: 08890
 Other Notes:

Date Printed: 12-Dec-03
 Counted at Elm Street
 Closest Cross Street: Cohoes Rd (Rt 32)

Westbound		0	16	21	26	31	36	41	46	51	56	61	66	71	76	Total	Pace	Number
Start	Time	15	20	25	30	35	40	45	50	55	60	65	70	75	9999		Speed	in Pace
11/09/03	01:00	0	0	1	6	10	4	0	0	0	0	0	0	0	0	21	26-35	16
	02:00	0	0	0	11	12	2	0	0	0	0	0	0	0	0	26	26-35	23
	03:00	0	0	0	5	8	1	0	0	0	0	0	0	0	0	14	26-35	13
	04:00	0	1	1	3	2	1	0	0	0	0	0	0	0	0	8	23-32	6
	05:00	0	0	1	7	7	2	0	0	0	0	0	0	0	0	17	25-34	14
	06:00	2	0	3	14	19	2	0	0	0	0	0	0	0	0	40	26-35	33
	07:00	1	0	1	13	9	2	0	0	0	0	0	0	0	0	26	25-34	22
	08:00	0	0	2	3	8	4	0	0	0	0	0	0	0	0	17	28-37	13
	09:00	0	1	2	13	11	4	0	0	0	0	0	0	0	0	31	26-35	24
	10:00	0	1	5	17	25	4	0	0	0	0	0	0	0	0	52	26-35	42
	11:00	0	1	8	25	39	7	0	0	0	0	0	0	0	0	80	26-35	64
	12 PM	0	0	4	36	38	11	1	0	0	0	0	0	0	0	90	26-35	74
	13:00	0	4	3	42	47	15	1	0	0	0	0	0	0	1	113	26-35	89
	14:00	3	2	7	35	41	7	0	0	0	0	0	1	0	0	96	26-35	76
	15:00	2	2	8	38	45	3	1	0	0	0	0	0	0	2	101	26-35	83
	16:00	1	3	7	41	45	5	1	0	0	0	0	0	0	0	103	26-35	86
	17:00	1	3	4	38	41	5	0	0	0	0	0	0	0	0	92	26-35	79
	18:00	2	1	7	21	43	4	1	0	0	0	0	0	0	2	81	26-35	64
	19:00	0	0	4	33	27	3	1	0	0	0	0	0	0	0	68	26-35	60
	20:00	0	1	5	18	30	5	1	0	0	0	0	0	0	0	60	26-35	48
	21:00	1	3	1	22	22	3	0	0	0	0	0	0	0	0	52	26-35	44
	22:00	0	2	3	16	15	0	1	0	0	0	0	0	0	0	37	26-35	31
	23:00	0	0	2	7	15	0	0	0	0	0	0	0	0	0	24	26-35	22
		0	0	2	2	10	3	0	0	0	0	0	0	0	0	17	29-38	15
Total		13	25	82	466	569	97	8	0	0	0	0	1	0	5	1266		
Percent		1.0%	2.0%	6.5%	36.8%	44.9%	7.7%	0.6%	0.0%	0.0%	0.0%	0.0%	0.1%	0.0%	0.4%			
AM Peak		05:00	03:00	10:00	11:00	10:00	11:00	11:00								11:00		
Vol.		2	1	8	36	39	11	1								90		
PM Peak		13:00	12:00	14:00	12:00	12:00	12:00	12:00					13:00		14:00	12:00		
Vol.		3	4	8	42	47	15	1				1		2	113			

Erdman Anthony and Associates, Inc.
 317 Brick Church Road
 Troy, NY 12180
 518-279-0505

Counted By: Melanie Osterhout
 Serial Number: 08890
 Other Notes:

Date Printed: 12-Dec-03
 Counted at Elm Street
 Closest Cross Street: Cohoes Rd (Rt 32)

Westbound		0	16	21	26	31	36	41	46	51	56	61	66	71	76	Total	Pace	Number
Start Time	11/10/03	15	20	25	30	35	40	45	50	55	60	65	70	75	9999		Speed	in Pace
01:00	0	0	1	2	5	6	3	0	0	0	0	0	0	0	0	15	25-34	11
02:00	0	0	1	5	2	4	2	0	0	1	0	0	0	0	0	7	23-32	6
03:00	0	0	0	5	4	4	1	0	0	0	0	0	0	0	0	13	25-34	10
04:00	0	0	2	12	7	4	4	1	0	0	0	0	0	0	0	10	25-34	9
05:00	1	0	1	19	21	3	3	0	0	0	0	0	0	0	0	26	24-33	19
06:00	0	10	31	60	51	8	8	0	0	0	0	0	0	0	0	45	26-35	40
07:00	2	10	22	50	50	6	6	0	0	0	1	0	0	0	5	160	26-35	111
08:00	4	11	16	34	40	40	15	0	1	0	0	0	0	0	147	26-35	100	
09:00	5	14	19	29	34	21	9	0	2	0	0	0	0	1	124	26-35	74	
10:00	1	10	19	33	29	32	7	0	0	0	0	1	0	0	100	22-31	50	
11:00	3	17	15	42	43	8	8	1	0	0	0	0	0	0	102	26-35	65	
12 PM	8	7	27	73	55	8	6	2	0	0	0	0	1	0	129	26-35	85	
13:00	4	8	23	46	40	40	6	2	0	0	0	0	0	0	187	26-35	128	
14:00	7	8	28	72	55	12	12	2	0	0	1	0	0	1	130	26-35	86	
15:00	3	9	27	81	72	11	11	1	0	0	1	0	0	0	188	26-35	127	
16:00	6	10	44	112	85	11	11	0	0	1	0	0	1	0	206	26-35	153	
17:00	5	12	41	87	70	13	13	0	0	0	0	0	0	0	274	26-35	197	
18:00	5	2	16	67	51	6	6	1	0	0	0	1	0	0	233	26-35	157	
19:00	3	5	7	31	31	4	4	1	0	0	0	0	0	0	150	26-35	118	
20:00	1	5	5	18	30	3	3	0	1	0	0	0	0	0	82	26-35	62	
21:00	0	1	3	20	24	7	7	1	0	0	0	0	0	0	64	26-35	48	
22:00	1	1	1	18	15	1	1	0	0	0	0	0	0	0	56	26-35	44	
23:00	0	1	0	17	14	1	1	0	0	0	0	0	0	0	37	26-35	33	
Total	59	141	351	938	823	150	150	12	4	2	3	2	2	2	29	2518		31
Percent	2.3%	5.6%	13.9%	37.3%	32.7%	6.0%	6.0%	0.5%	0.2%	0.1%	0.1%	0.1%	0.1%	0.1%	1.2%			
AM Peak	09:00	11:00	06:00	06:00	06:00	08:00	08:00	04:00	08:00	02:00	07:00	09:00	08:00	07:00	06:00			
PM Peak	12:00	17:00	16:00	16:00	16:00	17:00	17:00	12:00	20:00	16:00	14:00	17:00	12:00	14:00	16:00			
Vol.	5	17	31	60	51	15	15	1	2	1	1	1	1	1	5	160		
Vol.	8	12	44	112	85	13	13	2	1	1	1	1	1	1	6	274		

Erdirman Anthony and Associates, Inc.
 317 Brick Church Road
 Troy, NY 12180
 518-279-0505

Counted By: Melanie Osterhout
 Serial Number: 08890
 Other Notes:

Date Printed: 12-Dec-03
 Counted at Elm Street
 Closest Cross Street: Cohoes Rd (Rt 32)

Westbound

Start Time	0	16	21	26	31	36	41	46	51	56	61	66	71	76	Pace Speed	Number in Pace	Total
11/11/03	15	20	25	30	35	40	45	50	55	60	65	70	75	80	26-35	14	19
01:00	0	0	0	6	8	4	0	1	0	0	0	0	0	0	26-35	13	13
02:00	0	0	0	7	5	1	0	0	0	0	0	0	0	0	26-35	12	15
03:00	0	0	0	10	3	2	0	0	0	0	0	0	0	0	24-33	13	16
04:00	0	0	0	7	6	2	1	0	0	0	0	0	0	0	26-35	13	27
05:00	0	0	2	11	12	2	0	0	0	0	0	0	0	0	26-35	23	40
06:00	0	3	0	18	16	3	0	0	0	0	0	0	0	0	26-35	34	164
07:00	2	8	14	77	49	10	2	0	0	0	0	0	1	3	26-35	126	128
08:00	3	13	17	54	37	3	0	0	0	0	0	0	0	2	26-35	91	115
09:00	3	6	19	34	46	3	0	0	1	0	0	0	0	3	26-35	80	100
10:00	4	14	19	36	24	2	0	0	0	0	0	0	0	1	25-34	60	117
11:00	1	7	22	43	36	3	2	0	0	0	1	0	0	2	26-35	79	123
12 PM	2	6	25	48	35	5	2	0	0	0	0	0	0	0	26-35	83	176
13:00	7	16	23	81	40	5	1	1	0	0	0	0	0	2	26-35	121	119
14:00	4	14	21	41	27	10	1	0	0	0	0	0	0	1	25-34	68	129
15:00	10	12	23	46	30	5	1	0	0	0	0	0	0	2	26-35	76	157
16:00	7	6	24	58	49	9	2	1	0	0	0	1	0	0	26-35	107	154
17:00	4	3	17	71	49	8	0	0	0	0	0	0	0	2	26-35	120	174
18:00	2	9	25	78	51	5	3	0	1	0	0	0	0	0	26-35	129	103
19:00	0	3	11	59	27	3	0	0	0	0	0	0	0	0	26-35	86	76
20:00	4	1	8	32	29	1	0	0	0	0	0	0	0	1	26-35	61	58
21:00	0	2	3	27	22	4	0	0	0	0	0	0	0	0	26-35	49	54
22:00	1	1	3	26	16	7	0	0	0	0	0	0	0	0	26-35	42	42
23:00	1	2	2	17	19	0	1	0	0	0	0	0	0	0	26-35	36	42
	0	0	1	11	12	6	0	0	0	0	0	0	0	0	26-35	23	30
Total	52	126	279	898	648	103	16	3	2	0	1	1	1	19			2149
Percent	2.4%	5.9%	13.0%	41.8%	30.2%	4.8%	0.7%	0.1%	0.1%	0.0%	0.0%	0.0%	0.0%	0.9%			
AM Peak	09:00	09:00	11:00	06:00	06:00	06:00	06:00	00:00	08:00	08:00	10:00	06:00	06:00	06:00			06:00
PM Peak	14:00	12:00	17:00	12:00	17:00	13:00	17:00	12:00	17:00	15:00	10:00	06:00	12:00	12:00			12:00
Vol.	4	14	25	77	49	10	2	1	1	1	1	1	1	3			164
Vol.	10	16	25	81	51	10	3	1	1	1	1	1	2	2			176

Erdman Anthony and Associates, Inc.
 317 Brick Church Road
 Troy, NY 12180
 518-279-0505

Counted By: Melanie Osterhout
 Serial Number: 08890
 Other Notes:

Date Printed: 12-Dec-03
 Counted at Elm Street
 Closest Cross Street: Cohoes Rd (Rt 32)

Westbound		0	16	21	26	31	36	41	46	51	56	61	66	71	76	Total	Pace	Number
Start	Time	15	20	25	30	35	40	45	50	55	60	65	70	75	9999		Speed	in Pace
11/12/03		0	0	0	6	4	1	0	0	0	0	0	0	0	0	11	25-34	10
	01:00	0	0	1	9	1	1	0	0	0	0	0	0	0	0	12	21-30	10
	02:00	0	0	0	5	6	2	1	0	0	0	0	0	0	0	14	26-35	11
	03:00	0	0	3	5	6	2	1	0	0	0	0	0	0	0	17	23-32	11
	04:00	0	0	3	8	5	3	0	0	0	0	0	0	0	0	19	23-32	13
	05:00	1	0	3	22	21	1	0	0	0	0	0	0	0	0	48	26-35	43
	06:00	1	7	16	74	42	4	0	0	0	0	0	0	2	3	149	26-35	116
	07:00	7	5	30	58	41	7	0	0	0	0	0	1	0	6	155	26-35	99
	08:00	9	12	28	61	34	8	0	0	1	0	0	0	0	4	157	25-34	95
	09:00	5	5	32	42	27	1	1	0	0	0	0	0	0	2	119	21-30	74
	10:00	5	24	24	33	16	4	0	0	0	0	0	0	0	1	107	21-30	57
	11:00	3	10	25	49	27	7	2	0	1	1	0	0	0	2	127	23-32	76
	12 PM	3	11	35	49	54	4	0	0	0	0	1	0	0	0	157	26-35	103
	13:00	3	6	21	50	43	5	0	0	0	0	0	0	0	0	128	26-35	93
	14:00	8	10	24	80	63	1	0	0	0	1	1	0	0	5	193	26-35	143
	15:00	12	5	20	80	78	6	1	0	0	0	0	0	0	5	207	26-35	158
	16:00	12	20	36	131	70	16	1	0	0	0	0	0	0	3	289	26-35	201
	17:00	5	10	54	148	65	7	1	0	0	0	0	1	0	3	294	26-35	213
	18:00	5	5	17	64	54	7	0	1	0	0	0	1	0	2	156	26-35	118
	19:00	1	2	3	31	35	4	0	0	0	0	0	0	0	0	76	26-35	66
	20:00	0	1	5	33	39	3	1	0	0	0	0	0	0	1	83	26-35	72
	21:00	1	1	8	24	25	3	0	0	0	0	0	0	0	1	63	26-35	49
	22:00	0	4	5	10	20	3	0	0	0	0	0	0	0	0	42	26-35	30
	23:00	0	2	4	11	13	4	0	0	0	0	0	0	0	0	34	26-35	24
Total		85	140	397	1083	789	104	9	1	2	2	2	3	2	38	2657		
Percent		3.2%	5.3%	14.9%	40.8%	29.7%	3.9%	0.3%	0.0%	0.1%	0.1%	0.1%	0.1%	0.1%	1.4%			
AM Peak		08:00	10:00	09:00	06:00	06:00	08:00	11:00	08:00	08:00	11:00	07:00	06:00	07:00	08:00			
PM Peak		15:00	16:00	17:00	17:00	15:00	16:00	15:00	18:00	14:00	14:00	12:00	17:00	14:00	17:00			
Vol.		9	24	32	74	42	8	2	1	1	1	1	2	6	157			
Vol.		12	20	54	148	78	16	1	1	1	1	1	1	5	294			

Erdman Anthony and Associates, Inc.
 317 Brick Church Road
 Troy, NY 12180
 518-279-0505

Counted By: Melanie Osterhout
 Serial Number: 08890
 Other Notes:

Date Printed: 12-Dec-03
 Counted at Elm Street
 Closest Cross Street: Cohoes Rd (Rt 32)

Westbound

Start Time	0	16	21	26	31	36	41	46	51	56	61	66	71	76	76	9999	Total	Pace Speed	Number in Pace
11/13/03	15	20	25	30	35	40	45	50	55	60	65	70	75	80	85	90	16	25-34	15
01:00	0	0	1	4	5	1	1	0	0	0	0	0	0	0	0	0	12	25-34	9
02:00	0	0	1	3	5	0	0	0	0	0	0	0	0	0	0	0	9	25-34	8
03:00	0	0	1	4	5	0	0	0	0	0	0	0	0	0	0	0	10	25-34	9
04:00	0	0	4	8	10	0	1	0	0	0	0	0	0	0	0	0	23	26-35	18
05:00	2	0	6	20	17	1	1	0	0	0	0	0	0	0	0	0	47	26-35	37
06:00	0	7	12	78	56	6	0	0	0	0	0	0	0	0	0	0	160	26-35	134
07:00	9	7	30	50	38	6	1	1	0	1	0	1	0	4	4	0	148	26-35	88
08:00	9	9	10	60	47	9	0	0	0	1	0	1	0	0	0	0	151	26-35	107
09:00	1	5	19	41	27	9	0	0	0	0	0	0	0	0	0	0	102	26-35	68
10:00	7	5	28	35	27	2	0	1	0	0	0	0	0	0	0	0	107	23-32	65
11:00	10	10	34	47	27	7	1	0	0	0	0	0	0	0	0	0	138	21-30	81
12 PM	8	6	25	75	51	11	0	0	0	0	0	1	0	0	0	0	180	26-35	126
13:00	2	8	15	46	53	6	0	0	0	0	0	0	0	0	0	0	130	26-35	99
14:00	6	14	34	71	34	6	1	0	0	0	0	0	0	0	0	0	169	22-31	106
15:00	15	13	27	75	45	14	0	0	1	1	0	0	1	4	4	0	196	26-35	120
16:00	8	6	37	110	89	10	0	0	0	0	1	0	1	3	3	0	265	26-35	199
17:00	11	3	31	123	72	4	0	0	0	0	0	1	0	0	0	0	248	26-35	195
18:00	*	*	*	*	*	*	*	*	*	*	*	*	*	*	*	*	*	*	*
19:00	*	*	*	*	*	*	*	*	*	*	*	*	*	*	*	*	*	*	*
20:00	*	*	*	*	*	*	*	*	*	*	*	*	*	*	*	*	*	*	*
21:00	*	*	*	*	*	*	*	*	*	*	*	*	*	*	*	*	*	*	*
22:00	*	*	*	*	*	*	*	*	*	*	*	*	*	*	*	*	*	*	*
23:00	*	*	*	*	*	*	*	*	*	*	*	*	*	*	*	*	*	*	*
Total	88	93	316	859	614	92	6	2	1	3	1	4	2	30	30	2111			
Percent	4.2%	4.4%	15.0%	40.7%	29.1%	4.4%	0.3%	0.1%	0.0%	0.1%	0.0%	0.2%	0.1%	1.4%	1.4%				
AM Peak	11:00	11:00	11:00	06:00	06:00	08:00	01:00	07:00	07:00	07:00	07:00	07:00	07:00	08:00	08:00	06:00			
PM Peak	15:00	14:00	16:00	17:00	16:00	15:00	14:00	15:00	15:00	15:00	16:00	12:00	15:00	15:00	15:00	16:00			
Vol.	15	14	37	123	89	14	1	1	1	1	1	1	1	4	4	265			
Total	343	583	1650	5376	4479	724	73	17	7	11	9	13	9	137	137	13431			
Percent	2.6%	4.3%	12.3%	40.0%	33.3%	5.4%	0.5%	0.1%	0.1%	0.1%	0.1%	0.1%	0.1%	1.0%	1.0%				

15th Percentile : 24 MPH
 50th Percentile : 29 MPH
 85th Percentile : 34 MPH
 95th Percentile : 38 MPH

10 MPH Pace Speed : 26-35 MPH
 Number in Pace : 9855
 Percent in Pace : 73.4%
 Number of Vehicles > 55 MPH : 179
 Percent of Vehicles > 55 MPH : 1.3%
 Mean Speed(Average) : 30 MPH

EAST

Erdman Anthony and Associates, Inc.
 317 Brick Church Road
 Troy, NY 12180
 518-279-0505

Counted By: Melanie Osterhout
 Serial Number: 08890
 Other Notes:

Date Printed: 12-Dec-03
 Counted at Elm Street
 Closest Cross Street: Cohoes Rd (Rt 32)

Start Time	0		16		21		26		31		36		41		46		51		56		61		66		71		76		Total	Pace Speed	Number in Pace
	15	20	25	30	35	40	45	50	55	60	65	70	75	80	85	90	95	99	99	99	99	99	99	99	99	99	99	99			
11/07/03	*	*	*	*	*	*	*	*	*	*	*	*	*	*	*	*	*	*	*	*	*	*	*	*	*	*	*	*	*	*	
01:00	*	*	*	*	*	*	*	*	*	*	*	*	*	*	*	*	*	*	*	*	*	*	*	*	*	*	*	*	*	*	
02:00	*	*	*	*	*	*	*	*	*	*	*	*	*	*	*	*	*	*	*	*	*	*	*	*	*	*	*	*	*	*	
03:00	*	*	*	*	*	*	*	*	*	*	*	*	*	*	*	*	*	*	*	*	*	*	*	*	*	*	*	*	*	*	
04:00	*	*	*	*	*	*	*	*	*	*	*	*	*	*	*	*	*	*	*	*	*	*	*	*	*	*	*	*	*	*	
05:00	*	*	*	*	*	*	*	*	*	*	*	*	*	*	*	*	*	*	*	*	*	*	*	*	*	*	*	*	*	*	
06:00	*	*	*	*	*	*	*	*	*	*	*	*	*	*	*	*	*	*	*	*	*	*	*	*	*	*	*	*	*	*	
07:00	*	*	*	*	*	*	*	*	*	*	*	*	*	*	*	*	*	*	*	*	*	*	*	*	*	*	*	*	*	*	
08:00	*	*	*	*	*	*	*	*	*	*	*	*	*	*	*	*	*	*	*	*	*	*	*	*	*	*	*	*	*	*	
09:00	*	*	*	*	*	*	*	*	*	*	*	*	*	*	*	*	*	*	*	*	*	*	*	*	*	*	*	*	*	*	
10:00	*	*	*	*	*	*	*	*	*	*	*	*	*	*	*	*	*	*	*	*	*	*	*	*	*	*	*	*	*	*	
11:00	*	*	*	*	*	*	*	*	*	*	*	*	*	*	*	*	*	*	*	*	*	*	*	*	*	*	*	*	*	*	
12 PM	*	*	*	*	*	*	*	*	*	*	*	*	*	*	*	*	*	*	*	*	*	*	*	*	*	*	*	*	*	*	
13:00	*	*	*	*	*	*	*	*	*	*	*	*	*	*	*	*	*	*	*	*	*	*	*	*	*	*	*	*	*	*	
14:00	*	*	*	*	*	*	*	*	*	*	*	*	*	*	*	*	*	*	*	*	*	*	*	*	*	*	*	*	*	*	
15:00	9	10	55	77	49	7	2	0	0	0	0	0	0	0	0	0	0	0	0	0	0	0	0	0	0	0	0	0	0		
16:00	7	22	40	93	53	10	3	1	0	0	0	0	0	0	0	0	0	0	0	0	0	0	0	0	0	0	0	0	0	0	
17:00	16	13	52	69	31	3	0	0	0	0	0	0	0	0	0	0	0	0	0	0	0	0	0	0	0	0	0	0	0	0	
18:00	4	11	23	47	25	4	0	0	0	0	0	0	0	0	0	0	0	0	0	0	0	0	0	0	0	0	0	0	0	0	
19:00	1	3	23	34	16	2	3	0	0	0	0	0	0	0	0	0	0	0	0	0	0	0	0	0	0	0	0	0	0	0	
20:00	0	2	11	31	16	2	0	0	0	0	0	0	0	0	0	0	0	0	0	0	0	0	0	0	0	0	0	0	0	0	
21:00	2	1	8	25	9	2	1	0	0	0	0	0	0	0	0	0	0	0	0	0	0	0	0	0	0	0	0	0	0	0	
22:00	1	2	13	20	10	1	1	0	0	0	0	0	0	0	0	0	0	0	0	0	0	0	0	0	0	0	0	0	0	0	
23:00	0	1	7	27	14	0	0	0	0	0	0	0	0	0	0	0	0	0	0	0	0	0	0	0	0	0	0	0	0	0	
Total	40	65	232	423	223	31	11	1	1	0	0	0	0	0	0	0	0	0	0	0	0	0	0	0	0	0	0	0	0	0	
Percent	3.9%	6.3%	22.4%	40.8%	21.5%	3.0%	1.1%	0.1%	0.1%	0.0%	0.1%	0.1%	0.1%	0.1%	0.1%	0.1%	0.1%	0.1%	0.1%	0.1%	0.1%	0.2%	0.2%	0.1%	0.1%	0.1%	0.1%	0.1%	0.6%		

AM Peak Vol.	17:00		16:00		16:00		16:00		16:00		16:00		16:00		16:00		16:00		16:00		16:00		16:00		16:00		Total
	16	22	16	22	16	22	16	22	16	22	16	22	16	22	16	22	16	22	16	22	16	22	16	22	16	22	
PM Peak Vol.	16	22	16	22	16	22	16	22	16	22	16	22	16	22	16	22	16	22	16	22	16	22	16	22	16	22	1037

Erdman Anthony and Associates, Inc.
 317 Brick Church Road
 Troy, NY 12180
 518-279-0505

Counted By: Melanie Osterhout
 Serial Number: 08890
 Other Notes:

Date Printed: 12-Dec-03
 Counted at Elm Street
 Closest Cross Street: Cohoes Rd (Rt 32)

Eastbound

Start Time	0	16	21	26	31	36	41	46	51	56	61	66	71	76	76	9999	Total	Pace Speed	Number in Pace
11/08/03	15	20	25	30	35	40	45	50	55	60	65	70	75	80	85	90	14	27-36	11
01:00	0	0	1	3	2	0	0	0	0	0	0	0	0	0	0	0	6	23-32	6
02:00	0	0	5	3	7	1	0	0	0	0	0	0	0	0	0	0	16	27-36	11
03:00	0	0	1	8	2	1	1	0	0	0	0	0	0	0	0	0	13	23-32	11
04:00	0	1	1	7	9	3	0	0	0	0	0	0	0	0	0	0	21	25-34	16
05:00	0	0	4	3	5	2	1	0	0	0	0	0	0	0	0	0	15	28-37	10
06:00	0	0	3	13	14	7	1	0	0	0	0	0	0	0	0	0	38	26-35	27
07:00	0	1	4	22	28	6	1	0	0	0	0	0	0	0	0	0	62	26-35	50
08:00	0	0	6	28	28	10	0	0	0	0	0	0	0	0	0	0	72	26-35	56
09:00	1	0	9	26	30	16	1	1	0	0	0	0	0	0	0	0	84	26-35	56
10:00	2	2	10	32	32	8	1	0	0	0	0	0	0	0	0	0	88	26-35	64
11:00	1	4	18	56	34	6	1	1	0	1	0	1	0	0	0	0	123	26-35	90
12 PM	5	6	37	72	48	12	0	0	0	1	0	0	0	0	0	2	183	26-35	120
13:00	1	1	22	70	36	8	1	0	0	0	0	0	0	0	0	0	142	26-35	106
14:00	0	2	13	54	30	10	1	0	0	0	0	0	0	0	0	0	111	26-35	84
15:00	1	5	18	44	40	8	1	0	0	0	0	0	0	0	0	0	117	26-35	84
16:00	1	5	15	43	26	9	3	0	0	0	0	0	0	0	0	0	102	26-35	69
17:00	2	7	9	53	22	4	1	0	0	0	0	0	0	0	0	0	99	26-35	75
18:00	1	2	17	47	33	6	1	0	0	0	0	0	0	0	0	0	108	26-35	80
19:00	0	1	7	23	17	3	1	0	0	0	0	0	0	0	0	0	52	26-35	40
20:00	1	1	16	28	12	4	1	0	0	0	0	0	0	0	0	0	63	21-30	44
21:00	0	1	13	12	16	3	1	0	0	0	0	0	0	0	0	0	46	26-35	28
22:00	1	0	2	15	12	6	1	0	0	0	0	0	0	0	0	0	37	26-35	27
23:00	0	1	4	14	8	3	1	0	0	0	0	0	0	0	0	0	31	24-33	22
Total	17	40	237	680	497	137	20	2	0	2	0	1	0	0	10	0	1643		
Percent	1.0%	2.4%	14.4%	41.4%	30.2%	8.3%	1.2%	0.1%	0.0%	0.1%	0.0%	0.1%	0.0%	0.6%					
AM Peak	10:00	11:00	11:00	11:00	11:00	09:00	03:00	09:00	09:00	11:00	00:00	11:00	00:00	11:00	00:00	00:00	11:00		
PM Peak	12:00	17:00	12:00	12:00	12:00	12:00	16:00	12:00	12:00	12:00	13:00	12:00	13:00	12:00	13:00	12:00	12:00		
Vol.	2	4	18	56	34	16	1	1	1	1	1	1	1	1	1	1	123		
Vol.	5	7	37	72	48	12	3	1	1	1	3	3	3	3	3	3	183		

Erdman Anthony and Associates, Inc.
 317 Brick Church Road
 Troy, NY 12180
 518-279-0505

Counted By: Melanie Osterhout
 Serial Number: 08890
 Other Notes:

Date Printed: 12-Dec-03
 Counted at Elm Street
 Closest Cross Street: Cohoes Rd (Rt 32)

Eastbound		0	16	21	26	31	36	41	46	51	56	61	66	71	76	Total	Pace	Number
Start	Time	15	20	25	30	35	40	45	50	55	60	65	70	75	9999		Speed	in Pace
11/09/03	01:00	0	0	3	6	1	0	0	0	0	0	0	0	0	0	10	22-31	10
	02:00	0	0	0	6	6	1	0	0	0	0	0	0	0	0	13	26-35	12
	03:00	0	0	1	6	4	0	0	0	0	0	0	0	0	0	11	26-35	11
	04:00	0	1	1	4	2	1	0	0	0	0	0	0	0	0	11	25-34	11
	05:00	0	0	2	3	5	4	0	0	0	0	0	0	0	0	9	23-32	7
	06:00	0	0	1	8	7	2	2	0	0	0	0	0	0	0	14	28-37	10
	07:00	0	1	4	6	13	1	0	0	0	0	0	0	0	0	20	25-34	15
	08:00	0	3	6	17	19	4	0	0	0	0	0	0	0	0	25	26-35	19
	09:00	1	1	8	37	32	8	0	0	0	0	0	0	0	0	49	26-35	36
	10:00	3	5	17	45	36	3	0	0	0	0	0	0	0	0	87	26-35	69
	11:00	2	3	11	40	38	8	2	0	0	0	0	0	0	0	109	26-35	81
	12 PM	0	2	14	37	36	12	2	0	0	0	0	0	0	0	104	26-35	78
	13:00	5	2	12	38	45	8	2	0	0	1	0	0	0	0	103	26-35	73
	14:00	2	1	11	43	39	11	0	0	0	0	0	0	0	1	114	26-35	83
	15:00	2	4	15	34	23	9	2	0	0	0	0	0	0	3	110	26-35	82
	16:00	0	2	10	31	26	7	1	0	0	0	0	0	0	0	89	26-35	57
	17:00	0	4	14	37	25	4	1	0	0	0	0	0	0	0	77	26-35	57
	18:00	1	2	14	32	13	5	0	0	0	0	0	0	0	0	85	26-35	62
	19:00	0	1	7	35	16	3	2	0	0	0	0	0	0	0	67	22-31	47
	20:00	0	2	3	12	14	2	1	0	0	0	0	0	0	0	64	26-35	51
	21:00	0	1	6	7	5	1	0	0	0	0	0	0	0	0	34	26-35	26
	22:00	0	0	1	3	7	2	0	0	0	0	0	0	0	0	20	20-29	13
	23:00	0	0	1	6	2	1	1	0	0	0	0	0	0	0	13	28-37	12
		16	35	162	499	419	97	16	0	0	1	0	0	0	0	11	23-32	9
	Total	1.3%	2.8%	13.0%	40.0%	33.5%	7.8%	1.3%	0.0%	0.0%	0.1%	0.0%	0.0%	0.0%	0.3%	1249		
	AM																	
	Peak	10:00	10:00	10:00	10:00	11:00	09:00	06:00										
	Vol.	3	5	17	45	38	8	2								10:00		
	PM																	
	Peak	13:00	15:00	15:00	14:00	13:00	12:00	12:00		13:00								
	Vol.	5	4	15	43	45	12	2		1						14:00		
																3		
																114		

Erdman Anthony and Associates, Inc.
 317 Brick Church Road
 Troy, NY 12180
 518-279-0505

Counted By: Melanie Osterhout
 Serial Number: 08890
 Other Notes:

Date Printed: 12-Dec-03
 Counted at Elm Street
 Closest Cross Street: Cohoes Rd (Rt 32)

Eastbound

Start Time	16	21	26	31	36	41	46	51	56	61	66	71	76	76	9999	Total	Pace Speed	Number in Pace
11/10/03	0	16	21	26	31	36	41	46	51	56	61	66	71	76	9999	7	23-32	5
01:00	0	0	0	2	2	2	0	0	0	0	0	0	0	0	0	6	28-37	6
02:00	0	1	3	4	11	0	0	0	0	0	0	0	0	0	0	19	26-35	15
03:00	0	1	0	2	2	1	0	0	0	0	0	0	0	0	0	5	27-36	4
04:00	0	1	1	7	7	1	0	0	0	0	0	0	0	0	0	18	25-34	15
05:00	0	1	0	14	14	1	1	0	0	0	0	0	0	0	0	24	26-35	20
06:00	5	12	21	46	46	12	2	0	2	0	0	0	0	0	0	146	26-35	92
07:00	15	26	42	103	91	16	4	1	0	0	0	0	0	5	303	26-35	194	
08:00	18	19	51	80	82	14	3	0	0	0	1	0	4	4	272	26-35	162	
09:00	4	14	29	48	30	7	1	0	0	0	0	0	0	0	133	22-31	78	
10:00	9	11	22	29	26	3	0	0	0	0	0	0	0	1	101	24-33	55	
11:00	4	9	27	49	33	11	2	1	0	0	0	0	0	0	136	24-33	82	
12 PM	6	15	43	58	33	7	0	0	0	0	1	0	3	3	166	21-30	101	
13:00	5	8	29	35	34	9	1	0	0	0	0	0	1	1	122	25-34	69	
14:00	13	12	31	46	42	8	0	0	0	0	0	1	2	2	155	26-35	88	
15:00	10	16	35	91	38	9	0	0	0	1	0	0	5	5	205	24-33	129	
16:00	11	11	36	69	53	7	0	0	0	1	0	0	1	1	189	26-35	122	
17:00	5	18	26	74	36	5	0	0	0	0	0	0	2	2	166	26-35	110	
18:00	2	5	17	47	30	5	0	0	0	0	0	0	3	3	110	26-35	77	
19:00	3	8	18	41	25	3	1	0	0	0	0	0	1	1	100	26-35	66	
20:00	3	8	13	27	14	3	0	0	0	0	0	0	0	0	68	23-32	42	
21:00	0	1	10	24	8	2	2	0	0	0	0	0	0	0	47	21-30	34	
22:00	0	2	6	10	5	3	1	0	0	0	0	0	0	0	27	21-30	16	
23:00	0	0	9	20	13	5	0	0	0	0	0	0	0	0	47	24-33	33	
Total	113	199	469	921	677	134	19	4	1	2	2	1	28	28	2572			
Percent	4.4%	7.7%	18.2%	35.8%	26.3%	5.2%	0.7%	0.2%	0.0%	0.1%	0.1%	0.0%	1.1%	1.1%				
AM Peak	08:00	07:00	08:00	07:00	07:00	07:00	05:00	00:00	06:00	08:00	07:00	07:00	07:00	07:00	07:00	303		
PM Peak	14:00	17:00	12:00	15:00	16:00	13:00	21:00	18:00	15:00	12:00	14:00	14:00	15:00	15:00	15:00	205		
Vol.	18	26	51	103	91	16	4	1	2	1	1	1	5	5	303			

Erdman Anthony and Associates, Inc.
 317 Brick Church Road
 Troy, NY 12180
 518-279-0505

Counted By: Melanie Osterhout
 Serial Number: 08890
 Other Notes:

Date Printed: 12-Dec-03
 Counted at Elm Street
 Closest Cross Street: Cohoes Rd (Rt 32)

Eastbound

Start Time	16	21	26	31	36	41	46	51	56	61	66	71	76	Pace Speed	Number in Pace
11/11/03	0	1	5	5	1	0	0	0	0	0	0	0	0	25-34	10
01:00	0	0	5	5	2	0	0	0	0	0	0	0	0	26-35	10
02:00	0	1	8	5	3	0	0	0	0	0	0	0	0	20-29	14
03:00	0	0	0	5	2	0	0	0	0	0	0	0	0	28-37	7
04:00	0	2	8	7	2	0	0	0	0	0	0	0	0	24-33	15
05:00	2	2	6	10	2	0	0	0	0	1	0	0	0	26-35	16
06:00	1	4	9	19	8	1	0	0	0	1	0	0	0	26-35	58
07:00	11	10	21	52	15	3	1	0	0	0	0	0	1	26-35	108
08:00	7	6	21	57	14	3	1	0	0	0	0	0	3	26-35	109
09:00	1	8	17	40	14	0	0	0	0	0	0	0	0	26-35	76
10:00	5	18	26	26	6	0	0	0	0	0	0	0	0	22-31	69
11:00	4	13	41	38	5	0	0	0	0	0	1	0	0	21-30	91
12 PM	11	12	39	41	4	1	1	0	1	1	1	0	5	22-31	92
13:00	6	10	31	19	3	1	1	0	0	0	0	1	2	21-30	83
14:00	7	12	42	20	9	1	0	0	0	0	0	0	3	21-30	110
15:00	6	19	37	37	2	1	0	0	0	0	0	0	0	23-32	106
16:00	15	19	32	29	3	1	0	0	0	0	0	0	1	21-30	104
17:00	12	10	32	31	4	0	0	0	0	0	0	1	1	22-31	86
18:00	7	5	25	30	2	0	0	0	0	0	0	0	0	26-35	82
19:00	3	11	24	24	3	0	0	0	0	0	0	0	1	22-31	58
20:00	0	0	7	13	5	0	0	1	0	0	0	0	0	24-33	37
21:00	1	4	7	17	2	1	0	0	0	0	0	0	0	26-35	31
22:00	0	0	2	10	3	1	0	0	0	0	0	0	0	28-37	15
23:00	0	4	6	9	3	0	0	0	0	0	0	0	0	25-34	27
Total	99	170	431	549	117	14	4	1	1	3	2	2	17		2223
Percent	4.5%	7.6%	19.4%	24.7%	5.3%	0.6%	0.2%	0.0%	0.0%	0.1%	0.1%	0.1%	0.8%		
AM Peak	07:00	10:00	11:00	08:00	07:00	07:00	07:00	05:00	11:00	08:00	07:00	08:00	07:00		
Vol.	11	18	41	57	15	3	1	1	1	1	1	3	170		
PM Peak	16:00	15:00	14:00	12:00	14:00	12:00	12:00	12:00	12:00	12:00	12:00	13:00	16:00		
Vol.	15	19	42	41	9	1	1	1	1	1	1	5	172		

Erdman Anthony and Associates, Inc.
 317 Brick Church Road
 Troy, NY 12180
 518-279-0505

Counted By: Melanie Osterhout
 Serial Number: 08890
 Other Notes:

Date Printed: 12-Dec-03
 Counted at Elm Street
 Closest Cross Street: Cohoed Rd (Rt 32)

Start Time	16		21		26		31		36		41		46		51		56		61		66		71		76		Pace Speed	Number in Pace		
	0	15	20	25	30	35	40	45	50	55	60	65	70	75	80	85	90	95	00	05	10	15	20	25	30	35			40	
11/12/03	0	15	20	25	30	35	40	45	50	55	60	65	70	75	80	85	90	95	00	05	10	15	20	25	30	35	40	45		
01:00	0	1	1	2	4	2	0	0	0	0	0	0	0	0	0	0	0	0	0	0	0	0	0	0	0	0	0	0	0	
02:00	0	0	0	3	4	4	3	0	0	0	0	0	0	0	0	0	0	0	0	0	0	0	0	0	0	0	0	0	0	
03:00	0	0	0	0	3	3	1	0	0	0	0	0	0	0	0	0	0	0	0	0	0	0	0	0	0	0	0	0	0	
04:00	0	0	2	0	12	7	2	0	0	0	0	0	0	0	0	0	0	0	0	0	0	0	0	0	0	0	0	0	0	
05:00	1	1	1	2	11	12	3	0	0	0	0	0	0	0	0	0	0	0	0	0	0	0	0	0	0	0	0	0	0	
06:00	5	5	5	15	66	51	6	2	1	0	0	0	0	0	0	0	0	0	0	0	0	0	0	0	0	0	0	0	0	
07:00	19	12	34	77	92	115	34	4	0	0	0	0	0	0	0	0	0	0	0	0	0	0	0	0	0	0	0	0	0	
08:00	20	32	77	115	97	57	18	2	1	0	0	0	0	0	0	0	0	0	0	0	0	0	0	0	0	0	0	0	0	
09:00	13	5	44	49	49	31	11	0	0	0	0	0	0	0	0	0	0	0	0	0	0	0	0	0	0	0	0	0	0	
10:00	11	10	26	31	32	30	2	0	0	0	0	0	0	0	0	0	0	0	0	0	0	0	0	0	0	0	0	0	0	
11:00	5	17	34	40	55	30	2	0	0	0	0	0	0	0	0	0	0	0	0	0	0	0	0	0	0	0	0	0	0	
12 PM	3	15	40	34	68	38	5	1	0	0	0	0	0	0	0	0	0	0	0	0	0	0	0	0	0	0	0	0	0	
13:00	13	15	34	37	48	31	5	3	0	0	0	0	0	0	0	0	0	0	0	0	0	0	0	0	0	0	0	0	0	
14:00	6	19	37	56	56	44	10	0	0	0	0	0	0	0	0	0	0	0	0	0	0	0	0	0	0	0	0	0	0	
15:00	11	19	44	90	69	44	10	2	0	0	0	0	0	0	0	0	0	0	0	0	0	0	0	0	0	0	0	0	0	
16:00	15	15	35	69	44	44	6	2	0	2	0	0	0	0	0	0	0	0	0	0	0	0	0	0	0	0	0	0	0	
17:00	15	13	41	55	55	23	10	0	0	0	0	0	0	0	0	0	0	0	0	0	0	0	0	0	0	0	0	0	0	
18:00	5	11	32	49	46	26	9	0	0	0	0	0	0	0	0	0	0	0	0	0	0	0	0	0	0	0	0	0	0	
19:00	3	5	21	46	46	24	3	1	0	0	0	0	0	0	0	0	0	0	0	0	0	0	0	0	0	0	0	0	0	
20:00	1	0	10	10	23	12	1	0	0	0	0	0	0	0	0	0	0	0	0	0	0	0	0	0	0	0	0	0	0	
21:00	1	1	15	18	18	13	2	1	0	0	0	0	0	0	0	0	0	0	0	0	0	0	0	0	0	0	0	0	0	
22:00	1	0	3	17	17	11	0	1	0	0	0	0	0	0	0	0	0	0	0	0	0	0	0	0	0	0	0	0	0	
23:00	1	7	8	22	22	14	4	0	0	0	0	0	0	0	0	0	0	0	0	0	0	0	0	0	0	0	0	0	0	
Total	150	205	559	986	659	151	20	20	3	2	1	0	2	0	0	0	27	2765												
Percent	5.4%	7.4%	20.2%	35.7%	23.8%	5.5%	0.7%	0.7%	0.1%	0.1%	0.0%	0.1%	0.0%	0.0%	0.0%	1.0%														
AM Peak	08:00	08:00	08:00	08:00	07:00	07:00	07:00	07:00	06:00	06:00	10:00	09:00	09:00	06:00	07:00															
Vol.	20	32	77	97	115	34	4	4	1	1	1	1	1	2	312															
PM Peak	16:00	14:00	15:00	15:00	14:00	14:00	13:00	13:00	16:00	16:00	17:00	17:00	16:00	16:00	15:00															
Vol.	15	19	44	90	44	10	3	3	2	2	1	1	1	7	213															

Erdman Anthony and Associates, Inc.
 317 Brick Church Road
 Troy, NY 12180
 518-279-0505

Counted By: Melanie Osterhout
 Serial Number: 08890
 Other Notes:

Date Printed: 12-Dec-03
 Counted at Elm Street
 Closest Cross Street: Cohoes Rd (Rt 32)

Eastbound

Start Time	0	16	21	26	31	36	41	46	51	56	61	66	71	76	76	9999	Total	Pace Speed	Number in Pace	
11/13/03	15	20	25	30	35	40	45	50	55	60	65	70	75	80	85	90	11	20-29	10	
01:00	0	1	5	4	1	0	0	0	0	0	0	0	0	0	0	0	0	11	20-29	10
02:00	0	0	3	3	2	2	0	0	0	0	0	0	0	0	0	0	8	26-35	5	
03:00	0	0	2	5	5	0	1	0	0	0	0	0	0	0	0	0	14	23-32	10	
04:00	0	0	2	3	2	1	0	0	0	0	0	0	0	0	0	0	8	23-32	7	
05:00	0	1	7	7	6	1	0	0	0	0	0	0	0	0	0	0	16	25-34	13	
06:00	2	1	3	11	15	0	0	0	0	0	0	0	0	0	0	0	30	26-35	26	
07:00	12	13	68	105	91	15	2	1	0	0	0	0	0	1	1	124	24-33	84		
08:00	13	17	45	87	69	11	1	0	1	0	0	0	0	4	4	311	26-35	196		
09:00	7	11	18	57	34	15	0	0	0	0	0	4	0	3	3	252	26-35	156		
10:00	11	11	29	41	20	9	0	0	0	1	0	2	0	0	0	144	26-35	91		
11:00	9	25	47	38	20	4	1	0	0	0	0	0	0	1	1	123	21-30	70		
12 PM	7	19	36	71	53	6	1	0	0	0	0	1	0	2	2	145	21-30	85		
13:00	10	12	26	45	25	12	0	0	0	0	0	1	0	1	1	196	26-35	124		
14:00	4	17	31	66	33	4	0	0	0	0	0	1	0	0	0	132	21-30	71		
15:00	13	15	45	72	34	3	0	0	0	0	0	0	0	0	0	155	24-33	100		
16:00	9	9	34	70	39	7	3	0	0	0	0	2	0	3	3	185	21-30	117		
17:00	3	15	40	66	32	5	2	0	0	1	0	0	0	4	4	180	25-34	109		
18:00	*	*	*	*	*	*	*	*	*	*	*	*	*	*	*	*	168	21-30	106	
19:00	*	*	*	*	*	*	*	*	*	*	*	*	*	*	*	*	*	*	*	
20:00	*	*	*	*	*	*	*	*	*	*	*	*	*	*	*	*	*	*	*	
21:00	*	*	*	*	*	*	*	*	*	*	*	*	*	*	*	*	*	*	*	
22:00	*	*	*	*	*	*	*	*	*	*	*	*	*	*	*	*	*	*	*	
23:00	*	*	*	*	*	*	*	*	*	*	*	*	*	*	*	*	*	*	*	
Total	101	168	465	800	514	100	12	1	1	2	1	10	0	27	27	2202				
Percent	4.6%	7.6%	21.1%	36.3%	23.3%	4.5%	0.5%	0.0%	0.0%	0.1%	0.0%	0.5%	0.0%	1.2%	1.2%					
AM Peak	08:00	11:00	07:00	07:00	07:00	07:00	07:00	07:00	08:00	10:00	08:00	08:00	08:00	07:00	07:00	07:00				
Vol.	13	25	68	105	91	15	2	1	1	1	1	4	4	4	4	311				
PM Peak	15:00	12:00	15:00	15:00	12:00	13:00	16:00	16:00	17:00	17:00	16:00	16:00	16:00	12:00	12:00	12:00				
Vol.	13	19	45	72	53	12	3	3	1	1	2	2	7	7	7	196				
Total	536	882	2555	5122	3538	767	112	15	5	10	19	19	4	119	119	13691				
Percent	3.9%	6.4%	18.7%	37.4%	25.8%	5.6%	0.8%	0.1%	0.0%	0.1%	0.1%	0.1%	0.0%	0.9%	0.9%					
15th Percentile : 22 MPH																				
50th Percentile : 28 MPH																				
85th Percentile : 34 MPH																				
95th Percentile : 38 MPH																				
Stats																				
10 MPH Pace Speed : 26-35 MPH																				
Number in Pace : 8660																				
Percent in Pace : 63.3%																				
Number of Vehicles > 55 MPH : 159																				
Percent of Vehicles > 55 MPH : 1.2%																				
Mean Speed(Average) : 29 MPH																				

APPENDIX C

NOVEMBER 7-13, 2003

Ticket#	Acct #	Prod.Code	Date OUT	Time IN	Time OUT	Tons	Expected Truck Size
60297	A07121	8812	11/07/03	6:38:07 AM	6:50:36 AM	37.44	18 Wheeler
60298	9999	9GB	11/07/03	6:48:27 AM	6:59:10 AM	34.66	18 Wheeler
60302	A08700	8812	11/07/03	7:20:38 AM	7:55:06 AM	33.59	18 Wheeler
60304	AS7492	9GB	11/07/03	7:34:20 AM	7:42:16 AM	22.83	18 Wheeler
60309	9999	9GB	11/07/03	8:21:15 AM	8:26:49 AM	5.36	10 Wheeler or smaller
60311	9999	9GB	11/07/03	8:55:52 AM	9:05:02 AM	17.14	18 Wheeler
60312	9999	9GB	11/07/03	9:00:36 AM	9:08:25 AM	16.87	18 Wheeler
60313	AS7492	9GB	11/07/03	9:01:35 AM	9:16:37 AM	20.05	18 Wheeler
60314	A07850	380	11/07/03	9:13:56 AM	9:28:45 AM	23.71	18 Wheeler
60315	9999	9GB	11/07/03	9:18:57 AM	9:24:48 AM	10.50	10 Wheeler or smaller
60316	9999	9GB	11/07/03	9:20:26 AM	9:30:23 AM	20.24	18 Wheeler
60317	9999	9GB	11/07/03	9:34:33 AM	9:42:48 AM	22.86	18 Wheeler
60318	A04100	8812	11/07/03	9:46:56 AM	9:58:29 AM	37.36	18 Wheeler
60319	A04100	8812	11/07/03	9:49:11 AM	10:01:46 AM	33.36	18 Wheeler
60320	9999	9GB	11/07/03	9:54:58 AM	10:03:47 AM	17.64	18 Wheeler
60321	A02773	9FIN	11/07/03	10:07:14 AM	10:21:54 AM	34.36	18 Wheeler
60322	9999	9GB	11/07/03	10:13:32 AM	10:24:01 AM	18.49	18 Wheeler
60323	9999	9GB	11/07/03	10:17:19 AM	10:28:34 AM	8.73	10 Wheeler or smaller
60324	9999	9GB	11/07/03	10:19:36 AM	10:26:24 AM	10.44	10 Wheeler or smaller
60325	AS7492	9GB	11/07/03	10:35:01 AM	10:46:14 AM	22.86	18 Wheeler
60327	9999	9GB	11/07/03	10:53:51 AM	11:09:43 AM	10.82	10 Wheeler or smaller
60328	A07121	8812	11/07/03	10:56:54 AM	11:05:22 AM	37.78	18 Wheeler
60330	9999	9GB	11/07/03	11:12:21 AM	11:19:59 AM	10.54	10 Wheeler or smaller
60332	9999	9GB	11/07/03	11:18:24 AM	11:26:53 AM	14.32	18 Wheeler
60333	9999	9GB	11/07/03	11:31:26 AM	11:38:27 AM	21.17	18 Wheeler
60334	9999	9GB	11/07/03	11:32:32 AM	11:42:35 AM	5.96	10 Wheeler or smaller
60335	9999	9GB	11/07/03	11:40:39 AM	11:48:08 AM	9.17	10 Wheeler or smaller
60336	9999	9GB	11/07/03	11:44:47 AM	11:50:55 AM	17.31	18 Wheeler
60338	A02770	8812	11/07/03	12:17:34 PM	12:35:42 PM	32.23	18 Wheeler
60339	9999	9GB	11/07/03	12:21:46 PM	12:30:53 PM	14.77	18 Wheeler
60340	AS1702	9GB	11/07/03	12:43:36 PM	12:59:12 PM	33.71	18 Wheeler
60341	A08700	8812	11/07/03	12:45:41 PM	12:56:47 PM	33.08	18 Wheeler
60655	RAY	9GB	11/07/03	1:09:44 PM	3:15:14 PM	2.94	10 Wheeler or smaller
60346	9999	9GB	11/07/03	1:24:49 PM	1:34:05 PM	16.23	18 Wheeler
60347	A05175	375	11/07/03	1:26:04 PM	1:37:01 PM	35.44	18 Wheeler
60348	9999	9GB	11/07/03	1:58:34 PM	2:06:24 PM	5.52	10 Wheeler or smaller
60349	A02300	8812	11/07/03	2:23:50 PM	2:36:58 PM	36.51	18 Wheeler
60350	A05151	375	11/07/03	2:31:31 PM	2:50:33 PM	34.72	18 Wheeler
60351	A03280	375	11/07/03	2:40:04 PM	2:54:44 PM	29.82	18 Wheeler
60352	A03230	375	11/07/03	2:46:30 PM	3:01:40 PM	34.92	18 Wheeler
60354	A01290	380	11/07/03	3:19:46 PM	4:02:56 PM	34.26	18 Wheeler
60356	A07200	8812	11/07/03	3:39:00 PM	4:18:28 PM	33.12	18 Wheeler
60357	A01915	8812	11/07/03	3:42:13 PM	4:13:21 PM	43.07	18 Wheeler
60358	A03280	375	11/07/03	4:04:43 PM	4:21:59 PM	26.23	18 Wheeler
60359	A05151	375	11/07/03	4:16:26 PM	4:27:22 PM	27.94	18 Wheeler
60360	A03280	375	11/07/03	4:20:25 PM	4:33:46 PM	33.30	18 Wheeler
60361	A01200	380	11/07/03	4:24:56 PM	4:42:56 PM	42.08	18 Wheeler
60362	A01200	380	11/07/03	4:31:06 PM	4:53:04 PM	36.00	18 Wheeler
60363	A01160	380	11/07/03	4:55:54 PM	5:13:05 PM	33.13	18 Wheeler
60364	A01300	8812	11/07/03	4:57:53 PM	5:16:42 PM	40.40	18 Wheeler
60366	A01502	375	11/07/03	5:36:39 PM	5:58:22 PM	31.69	18 Wheeler
60367	A06669	375	11/07/03	6:20:49 PM	6:40:52 PM	21.94	18 Wheeler
60369	A01915	8812	11/07/03	6:35:27 PM	6:50:25 PM	42.30	18 Wheeler
60370	A07200	8812	11/07/03	6:54:04 PM	7:05:01 PM	37.05	18 Wheeler
60371	A02773	9FIN	11/07/03	10:00:01 PM	10:21:16 PM	33.79	18 Wheeler
60373	A06669	375	11/08/03	6:30:55 AM	6:45:46 AM	22.35	18 Wheeler
60375	A06100	380	11/08/03	10:57:31 AM	11:28:16 AM	32.82	18 Wheeler
60376	A06100	380	11/08/03	11:10:25 AM	11:30:43 AM	33.97	18 Wheeler

Ticket#	Acct #	Prod.Code	Date OUT	Time IN	Time OUT	Tons	Expected Truck Size
60381	A07121	8812	11/10/03	6:33:39 AM	6:44:12 AM	36.42	18 Wheeler
60382	AS5930	9GB	11/10/03	6:35:42 AM	6:46:43 AM	32.45	18 Wheeler
60384	A07121	8812	11/10/03	6:40:54 AM	6:49:20 AM	36.04	18 Wheeler
60385	A01916	375	11/10/03	6:51:59 AM	7:03:40 AM	30.93	18 Wheeler
60386	A02300	8812	11/10/03	6:55:07 AM	7:10:48 AM	34.93	18 Wheeler
60387	A08700	8812	11/10/03	6:58:54 AM	7:19:30 AM	31.58	18 Wheeler
60393	AS5930	9GB	11/10/03	7:40:02 AM	7:50:42 AM	33.84	18 Wheeler
60394	9999	9GB	11/10/03	7:42:53 AM	7:42:53 AM	3.59	10 Wheeler or smaller
60395	A07121	8812	11/10/03	7:45:27 AM	7:59:34 AM	34.75	18 Wheeler
60397	A01300	8812	11/10/03	7:52:44 AM	8:06:54 AM	37.28	18 Wheeler
60399	A06550	8812	11/10/03	8:02:46 AM	8:25:19 AM	22.48	18 Wheeler
60400	AS3512	9GB	11/10/03	8:04:16 AM	8:19:05 AM	15.83	18 Wheeler
60402	A02770	8812	11/10/03	8:14:06 AM	8:37:11 AM	33.25	18 Wheeler
60404	AS5930	9GB	11/10/03	8:31:10 AM	8:57:30 AM	33.19	18 Wheeler
60406	AS3512	9GB	11/10/03	8:49:07 AM	9:00:13 AM	16.60	18 Wheeler
60407	9999	9GB	11/10/03	8:51:47 AM	9:03:00 AM	7.10	10 Wheeler or smaller
60408	A04300	8812	11/10/03	9:16:45 AM	9:26:00 AM	19.80	18 Wheeler
60409	AS5930	9GB	11/10/03	9:33:41 AM	9:44:22 AM	30.35	18 Wheeler
60411	AS5930	9GB	11/10/03	10:17:20 AM	10:27:13 AM	30.04	18 Wheeler
60412	9999	9GB	11/10/03	10:22:51 AM	10:32:07 AM	4.42	10 Wheeler or smaller
60413	AS4300	9GB	11/10/03	10:39:48 AM	11:00:06 AM	21.35	18 Wheeler
60415	A07121	8812	11/10/03	10:49:34 AM	11:11:40 AM	36.86	18 Wheeler
60416	A06371	8812	11/10/03	11:04:57 AM	11:21:57 AM	37.34	18 Wheeler
60417	AS5930	9GB	11/10/03	11:07:04 AM	11:17:53 AM	28.23	18 Wheeler
60418	A04200	8812	11/10/03	11:08:53 AM	11:27:42 AM	24.35	18 Wheeler
60419	AS3512	9GB	11/10/03	11:19:57 AM	11:32:28 AM	13.98	18 Wheeler
60420	A01200	380	11/10/03	11:25:37 AM	11:43:37 AM	31.74	18 Wheeler
60421	9999	9GB	11/10/03	11:30:34 AM	11:39:58 AM	4.32	10 Wheeler or smaller
60423	AS1702	9GB	11/10/03	11:38:01 AM	11:48:00 AM	17.71	18 Wheeler
60424	AS5930	9GB	11/10/03	11:50:15 AM	11:59:20 AM	30.35	18 Wheeler
60425	9999	9GB	11/10/03	11:51:18 AM	12:01:10 PM	3.98	10 Wheeler or smaller
60426	A04100	8812	11/10/03	11:54:52 AM	12:10:20 PM	31.74	18 Wheeler
60428	A06371	8812	11/10/03	12:22:58 PM	12:36:26 PM	34.11	18 Wheeler
60429	A07121	8812	11/10/03	12:27:35 PM	12:42:36 PM	33.93	18 Wheeler
60430	AS1702	9GB	11/10/03	12:34:28 PM	12:46:22 PM	18.45	18 Wheeler
60431	9999	9GB	11/10/03	12:40:24 PM	12:50:54 PM	4.61	10 Wheeler or smaller
60432	9999	9GB	11/10/03	12:44:44 PM	12:56:57 PM	13.97	18 Wheeler
60433	A06550	8812	11/10/03	12:48:51 PM	1:07:21 PM	34.23	18 Wheeler
60435	9999	9GB	11/10/03	1:03:40 PM	1:12:31 PM	7.93	10 Wheeler or smaller
60436	9999	9GB	11/10/03	1:04:57 PM	1:16:39 PM	5.27	10 Wheeler or smaller
60437	A02773	9FIN	11/10/03	1:10:23 PM	1:34:39 PM	34.95	18 Wheeler
60438	A02770	8812	11/10/03	1:14:41 PM	1:42:02 PM	32.53	18 Wheeler
60440	AS1702	9GB	11/10/03	1:30:20 PM	1:39:00 PM	17.49	18 Wheeler
60441	AS8100	9GB	11/10/03	1:32:17 PM	1:55:51 PM	19.82	18 Wheeler
60442	9999	9GB	11/10/03	1:37:09 PM	1:46:58 PM	6.94	10 Wheeler or smaller
60443	A05151	375	11/10/03	1:52:23 PM	2:13:05 PM	35.78	18 Wheeler
60445	A02700	375	11/10/03	2:59:00 PM	3:07:26 PM	21.28	18 Wheeler
60446	A06550	8812	11/10/03	3:01:13 PM	3:11:54 PM	29.25	18 Wheeler
60447	A07121	8812	11/10/03	3:34:55 PM	3:56:34 PM	38.40	18 Wheeler
60448	A06669	375	11/10/03	4:40:48 PM	4:49:17 PM	24.65	18 Wheeler
60450	A05151	375	11/10/03	4:59:41 PM	5:11:14 PM	36.55	18 Wheeler
60452	A04400	8812	11/10/03	5:21:53 PM	5:33:10 PM	37.27	18 Wheeler
60453	A06669	375	11/10/03	5:27:45 PM	5:39:05 PM	23.86	18 Wheeler
60454	A06100	380	11/10/03	5:36:03 PM	5:46:32 PM	32.29	18 Wheeler
60456	A06550	8812	11/10/03	5:59:00 PM	6:09:55 PM	25.47	18 Wheeler
60457	A00350	8812	11/10/03	6:00:55 PM	6:16:05 PM	42.74	18 Wheeler
60459	A05175	375	11/10/03	6:43:02 PM	6:57:58 PM	36.30	18 Wheeler
60460	A01300	8812	11/10/03	7:53:52 PM	8:08:33 PM	41.35	18 Wheeler

Ticket#	Acct #	Prod.Code	Date OUT	Time IN	Time OUT	Tons	Expected Truck Size
60461	A04400	8812	11/10/03	8:18:45 PM	8:32:52 PM	36.04	18 Wheeler
60462	A07121	8812	11/10/03	8:25:40 PM	8:37:09 PM	39.49	18 Wheeler
60463	A01916	375	11/10/03	8:30:13 PM	8:44:29 PM	31.67	18 Wheeler
60470	A04100	8812	11/11/03	6:34:54 AM	6:57:53 AM	31.60	18 Wheeler
60471	A09500	8812	11/11/03	6:36:52 AM	7:05:13 AM	22.24	18 Wheeler
60472	9999	9GB	11/11/03	6:38:58 AM	6:47:15 AM	4.38	10 Wheeler or smaller
60473	A02700	375	11/11/03	6:51:19 AM	7:16:17 AM	20.13	18 Wheeler
60474	A02700	375	11/11/03	6:54:50 AM	7:23:01 AM	27.88	18 Wheeler
60475	A02700	375	11/11/03	7:02:08 AM	7:28:07 AM	20.09	18 Wheeler
60477	9999	9GB	11/11/03	7:20:54 AM	7:31:43 AM	21.02	18 Wheeler
60478	9999	9GB	11/11/03	7:26:04 AM	7:35:32 AM	22.41	18 Wheeler
60479	AS5850	9GB	11/11/03	7:39:48 AM	7:53:09 AM	30.24	18 Wheeler
60480	9999	9GB	11/11/03	7:47:54 AM	7:55:17 AM	4.35	10 Wheeler or smaller
60483	AS1702	9GB	11/11/03	8:20:46 AM	8:52:00 AM	19.57	18 Wheeler
60484	A06371	8812	11/11/03	8:44:09 AM	9:06:52 AM	25.82	18 Wheeler
60486	A04200	8812	11/11/03	8:49:53 AM	9:10:05 AM	24.68	18 Wheeler
60487	A06371	8812	11/11/03	8:54:23 AM	9:30:23 AM	31.99	18 Wheeler
60489	9999	9GB	11/11/03	9:03:52 AM	9:12:33 AM	9.70	10 Wheeler or smaller
60490	A02770	8812	11/11/03	9:19:09 AM	9:50:44 AM	30.92	18 Wheeler
60493	A09500	8812	11/11/03	9:57:13 AM	10:11:33 AM	24.64	18 Wheeler
60494	9999	9GB	11/11/03	10:03:25 AM	10:18:18 AM	6.30	10 Wheeler or smaller
60495	A06550	8812	11/11/03	10:05:35 AM	10:23:54 AM	27.60	18 Wheeler
60496	A04300	8812	11/11/03	10:09:28 AM	10:30:52 AM	19.36	18 Wheeler
60497	9999	9GB	11/11/03	10:15:15 AM	10:32:51 AM	4.77	10 Wheeler or smaller
60498	9999	9GB	11/11/03	10:21:49 AM	10:36:34 AM	15.02	18 Wheeler
60499	9999	9GB	11/11/03	10:26:46 AM	10:40:25 AM	5.56	10 Wheeler or smaller
60500	A02300	8812	11/11/03	10:43:52 AM	11:00:28 AM	34.37	18 Wheeler
60502	9999	9GB	11/11/03	10:55:38 AM	11:10:32 AM	7.75	10 Wheeler or smaller
60503	A05100	8812	11/11/03	11:13:17 AM	11:38:46 AM	25.95	18 Wheeler
60505	A02770	8812	11/11/03	12:15:59 PM	12:28:33 PM	29.38	18 Wheeler
60506	AS3512	9GB	11/11/03	12:19:24 PM	12:32:59 PM	18.17	18 Wheeler
60507	A02770	8812	11/11/03	12:21:27 PM	12:35:44 PM	32.20	18 Wheeler
60508	9999	9GB	11/11/03	12:26:20 PM	12:39:41 PM	25.36	18 Wheeler
60509	A02770	8812	11/11/03	12:31:10 PM	12:45:25 PM	30.19	18 Wheeler
60510	9999	9GB	11/11/03	12:48:08 PM	12:56:40 PM	7.32	10 Wheeler or smaller
60514	AS1500	9GB	11/11/03	1:26:08 PM	1:32:53 PM	2.64	10 Wheeler or smaller
60515	9999	9GB	11/11/03	1:29:28 PM	1:38:41 PM	4.87	10 Wheeler or smaller
60516	A02773	9FIN	11/11/03	1:46:56 PM	2:09:29 PM	39.94	18 Wheeler
60517	9999	9GB	11/11/03	1:48:05 PM	1:55:51 PM	14.74	18 Wheeler
60518	A05175	375	11/11/03	1:51:16 PM	2:18:02 PM	37.97	18 Wheeler
60519	A01400	380	11/11/03	2:00:34 PM	2:29:11 PM	30.92	18 Wheeler
60522	A00515	7525	11/11/03	2:55:39 PM	3:06:52 PM	38.12	18 Wheeler
60523	A07445	375	11/11/03	3:03:34 PM	3:36:13 PM	33.33	18 Wheeler
60524	A06382	8812	11/11/03	3:13:39 PM	3:49:31 PM	34.25	18 Wheeler
60525	A06382	8812	11/11/03	3:25:00 PM	3:58:29 PM	34.57	18 Wheeler
60526	A04400	8812	11/11/03	3:41:24 PM	4:04:13 PM	32.18	18 Wheeler
60527	A03450	380	11/11/03	3:53:03 PM	4:09:03 PM	27.39	18 Wheeler
60528	A00350	8812	11/11/03	4:01:45 PM	4:24:29 PM	41.97	18 Wheeler
60529	A01300	8812	11/11/03	5:27:06 PM	5:37:36 PM	39.73	18 Wheeler
60530	A02773	9FIN	11/11/03	5:30:42 PM	5:44:53 PM	34.22	18 Wheeler
60531	A06669	380	11/11/03	5:57:47 PM	6:14:42 PM	25.23	18 Wheeler
60533	A06669	375	11/11/03	6:19:58 PM	6:37:55 PM	25.41	18 Wheeler
60535	A09500	8812	11/11/03	6:35:22 PM	6:42:17 PM	24.75	18 Wheeler
60536	A03230	375	11/11/03	7:32:01 PM	7:48:42 PM	27.06	18 Wheeler
60537	A01919	8812	11/11/03	8:10:28 PM	8:28:41 PM	41.61	18 Wheeler
60545	A06100	380	11/12/03	6:32:04 AM	6:43:51 AM	32.68	18 Wheeler
60547	A08700	8812	11/12/03	6:57:21 AM	7:10:16 AM	33.16	18 Wheeler
60548	AS1500	9GB	11/12/03	7:15:01 AM	7:24:09 AM	2.68	10 Wheeler or smaller

Ticket#	Acct #	Prod.Code	Date OUT	Time IN	Time OUT	Tons	Expected Truck Size
60552	9999	9GB	11/12/03	8:01:54 AM	8:11:56 AM	24.75	18 Wheeler
60553	9999	9GB	11/12/03	8:24:40 AM	8:52:02 AM	2.58	10 Wheeler or smaller
60555	A09500	8812	11/12/03	9:27:47 AM	9:37:03 AM	26.18	18 Wheeler
60556	A04100	8812	11/12/03	9:45:40 AM	9:58:17 AM	32.13	18 Wheeler
60557	9999	9GB	11/12/03	9:55:01 AM	10:02:39 AM	9.99	10 Wheeler or smaller
60558	AS1702	9GB	11/12/03	10:07:45 AM	10:19:18 AM	17.92	18 Wheeler
60559	A02300	8812	11/12/03	10:16:31 AM	10:23:44 AM	34.00	18 Wheeler
60561	9999	9GB	11/12/03	10:42:33 AM	10:53:35 AM	26.03	18 Wheeler
60562	A04200	8812	11/12/03	10:58:52 AM	11:07:30 AM	25.67	18 Wheeler
60563	9999	9GB	11/12/03	11:05:41 AM	11:21:22 AM	2.37	10 Wheeler or smaller
60564	A06550	8812	11/12/03	11:10:16 AM	11:23:58 AM	32.44	18 Wheeler
60565	AS1702	9GB	11/12/03	11:11:12 AM	11:26:15 AM	16.94	18 Wheeler
60567	AS4300	9GB	11/12/03	11:31:52 AM	11:39:41 AM	18.53	18 Wheeler
60568	A02773	9FIN	11/12/03	11:42:27 AM	12:10:17 PM	35.40	18 Wheeler
60569	9999	9GB	11/12/03	12:13:43 PM	12:33:29 PM	16.66	18 Wheeler
60572	A06550	8812	11/12/03	12:25:01 PM	12:40:28 PM	25.52	18 Wheeler
60573	AS1702	9GB	11/12/03	12:31:25 PM	12:46:04 PM	18.83	18 Wheeler
60575	9999	9GB	11/12/03	12:44:05 PM	12:53:43 PM	8.14	10 Wheeler or smaller
60576	9999	9GB	11/12/03	1:28:45 PM	1:35:50 PM	2.62	10 Wheeler or smaller
60577	A05100	8812	11/12/03	1:30:19 PM	1:41:46 PM	26.58	18 Wheeler
60578	A08700	8812	11/12/03	1:45:02 PM	2:00:44 PM	32.51	18 Wheeler
60579	AS1702	9GB	11/12/03	1:49:28 PM	2:07:12 PM	18.65	18 Wheeler
60580	A05100	8812	11/12/03	2:04:09 PM	2:39:45 PM	20.81	18 Wheeler
60582	A02773	9FIN	11/12/03	2:47:33 PM	2:59:41 PM	31.02	18 Wheeler
60584	A05505	375	11/12/03	3:54:43 PM	4:05:15 PM	33.63	18 Wheeler
60585	A06669	375	11/12/03	4:22:27 PM	4:30:32 PM	24.06	18 Wheeler
60586	A09500	8812	11/12/03	4:32:58 PM	4:42:43 PM	25.58	18 Wheeler
60587	A06371	8812	11/12/03	4:38:24 PM	4:51:45 PM	40.54	18 Wheeler
60588	A06100	380	11/12/03	4:44:34 PM	4:57:40 PM	31.96	18 Wheeler
60590	A04100	8812	11/12/03	5:00:51 PM	5:11:17 PM	37.39	18 Wheeler
60591	A06550	8812	11/12/03	5:07:26 PM	5:21:36 PM	23.80	18 Wheeler
60592	A06669	375	11/12/03	5:34:14 PM	5:56:11 PM	23.69	18 Wheeler
60593	A04900	8812	11/12/03	5:53:52 PM	6:02:21 PM	34.22	18 Wheeler
60594	A01915	8812	11/12/03	6:04:10 PM	6:21:55 PM	42.62	18 Wheeler
60595	A09500	8812	11/12/03	6:04:50 PM	6:27:11 PM	43.41	18 Wheeler
60596	A01915	8812	11/12/03	6:15:47 PM	6:35:21 PM	39.27	18 Wheeler
60597	A06371	8812	11/12/03	6:30:56 PM	6:40:27 PM	36.22	18 Wheeler
60598	A08275	8812	11/12/03	6:48:13 PM	6:57:37 PM	34.02	18 Wheeler
60600	A01300	8812	11/12/03	9:13:16 PM	9:23:51 PM	40.17	18 Wheeler
60601	A02773	9FIN	11/12/03	9:41:53 PM	10:06:00 PM	37.55	18 Wheeler
60603	A09500	8812	11/12/03	9:49:22 PM	10:11:17 PM	33.11	18 Wheeler
60613	AS3512	9GB	11/13/03	7:19:24 AM	7:27:30 AM	16.17	18 Wheeler
60616	9000	9GB	11/13/03	8:21:35 AM	8:29:28 AM	2.56	10 Wheeler or smaller
60618	9999	9GB	11/13/03	8:44:29 AM	9:03:49 AM	3.41	10 Wheeler or smaller
60619	AS1702	9GB	11/13/03	8:56:50 AM	9:06:38 AM	18.21	18 Wheeler
60620	9999	9GB	11/13/03	8:59:43 AM	9:09:37 AM	6.52	10 Wheeler or smaller
60621	9999	9GB	11/13/03	9:01:37 AM	9:11:59 AM	12.58	10 Wheeler or smaller
60622	A09500	8812	11/13/03	9:22:42 AM	9:35:51 AM	26.51	18 Wheeler
60623	A02770	8812	11/13/03	9:27:51 AM	9:47:57 AM	28.45	18 Wheeler
60625	9999	9GB	11/13/03	9:39:15 AM	9:56:21 AM	4.97	10 Wheeler or smaller
60626	A04900	8812	11/13/03	9:45:46 AM	10:06:28 AM	31.73	18 Wheeler
60627	A02773	9FIN	11/13/03	9:50:25 AM	10:13:52 AM	36.17	18 Wheeler
60629	9999	9GB	11/13/03	9:58:52 AM	10:18:06 AM	4.30	10 Wheeler or smaller
60630	A04200	8812	11/13/03	10:03:49 AM	10:22:04 AM	25.71	18 Wheeler
60631	A02300	8812	11/13/03	10:09:13 AM	10:27:21 AM	35.83	18 Wheeler
60633	9999	9GB	11/13/03	10:16:15 AM	10:29:44 AM	9.71	10 Wheeler or smaller
60634	9999	9GB	11/13/03	10:20:27 AM	10:32:15 AM	11.84	10 Wheeler or smaller
60637	9999	9GB	11/13/03	10:59:08 AM	11:06:40 AM	2.18	10 Wheeler or smaller

Ticket#	Acct #	Prod.Code	Date OUT	Time IN	Time OUT	Tons	Expected Truck Size
60639	9999	9GB	11/13/03	11:30:55 AM	11:41:33 AM	19.36	18 Wheeler
60641	A02770	8812	11/13/03	12:18:21 PM	12:32:27 PM	29.79	18 Wheeler
60642	AS1702	9GB	11/13/03	12:20:25 PM	12:29:29 PM	18.30	18 Wheeler
60644	9999	9GB	11/13/03	12:42:28 PM	12:49:33 PM	3.94	10 Wheeler or smaller
60645	9999	9GB	11/13/03	12:43:48 PM	12:51:36 PM	5.12	10 Wheeler or smaller
60646	9999	9GB	11/13/03	1:13:50 PM	1:19:23 PM	5.79	10 Wheeler or smaller
60647	9999	9GB	11/13/03	1:20:45 PM	1:29:06 PM	2.06	10 Wheeler or smaller
60648	A02773	9FIN	11/13/03	1:27:08 PM	1:41:16 PM	36.16	18 Wheeler
60649	AS1702	9GB	11/13/03	1:32:44 PM	1:45:52 PM	17.69	18 Wheeler
60650	A01502	375	11/13/03	1:34:26 PM	1:51:29 PM	37.42	18 Wheeler
60651	9999	9GB	11/13/03	1:44:21 PM	1:48:46 PM	5.56	10 Wheeler or smaller
60652	A09500	8812	11/13/03	1:53:57 PM	2:09:26 PM	41.43	18 Wheeler
60653	A07445	380	11/13/03	1:57:16 PM	2:17:07 PM	35.96	18 Wheeler
60656	A02300	8812	11/13/03	3:46:16 PM	3:56:40 PM	34.71	18 Wheeler
60657	A01300	8812	11/13/03	3:59:25 PM	4:07:42 PM	45.30	18 Wheeler
60658	A09500	8812	11/13/03	4:00:58 PM	4:10:09 PM	26.71	18 Wheeler
60659	A04970	375	11/13/03	4:02:08 PM	4:20:04 PM	32.44	18 Wheeler
60661	A06100	380	11/13/03	4:46:17 PM	4:56:29 PM	34.04	18 Wheeler
60663	A09500	8812	11/13/03	5:35:04 PM	5:49:25 PM	20.55	18 Wheeler
60664	A09500	8812	11/13/03	6:01:26 PM	6:29:46 PM	30.12	18 Wheeler
60665	A06100	380	11/13/03	6:05:34 PM	6:36:27 PM	28.53	18 Wheeler
60666	A09000	380	11/13/03	6:07:56 PM	6:41:25 PM	31.05	18 Wheeler
60667	A04970	375	11/13/03	6:46:46 PM	7:13:15 PM	34.99	18 Wheeler
60668	A02773	9FIN	11/13/03	7:05:45 PM	7:19:19 PM	43.18	18 Wheeler
60671	A01915	380	11/13/03	8:03:46 PM	8:31:00 PM	34.93	18 Wheeler
60672	A01915	380	11/13/03	8:28:57 PM	8:47:10 PM	35.59	18 Wheeler
60673	A04900	8812	11/13/03	8:36:33 PM	8:52:43 PM	29.56	18 Wheeler
60674	A02300	8812	11/13/03	8:55:47 PM	9:02:43 PM	34.96	18 Wheeler

NOVEMBER 21, 2003

Ticket#	Acct #	Prod.Code	Date IN	Date OUT	Time IN	Time OUT	Tons	Product
60991	A05151	375	11/21/03	11/21/2003	11:21:34 AM	11:50:42 AM	35.09	Light Weight Aggregate
61000	A01915	375	11/21/03	11/21/2003	12:37:32 PM	12:44:25 PM	18.84	Light Weight Aggregate
61003	A05175	375	11/21/03	11/21/2003	12:52:46 PM	1:19:07 PM	34.91	Light Weight Aggregate
61006	A05151	375	11/21/03	11/21/2003	1:09:23 PM	1:38:00 PM	36.05	Light Weight Aggregate
61015	A03280	375	11/21/03	11/21/2003	4:04:03 PM	4:21:13 PM	33.97	Light Weight Aggregate
61018	A03280	375	11/21/03	11/21/2003	5:23:37 PM	5:46:02 PM	32.59	Light Weight Aggregate
61021	A05151	375	11/21/03	11/21/2003	5:48:57 PM	6:10:58 PM	34.53	Light Weight Aggregate
61023	A03280	375	11/21/03	11/21/2003	6:24:35 PM	6:52:54 PM	33.45	Light Weight Aggregate
61025	A03280	375	11/21/03	11/21/2003	7:24:25 PM	7:40:03 PM	33.72	Light Weight Aggregate
61026	A01915	375	11/21/03	11/21/2003	7:26:42 PM	7:46:40 PM	33.29	Light Weight Aggregate
61029	A01915	375	11/21/03	11/21/2003	8:17:01 PM	8:29:58 PM	32.97	Light Weight Aggregate
61031	A03280	375	11/21/03	11/21/2003	9:11:46 PM	9:24:55 PM	32.12	Light Weight Aggregate
60996	A01200	380	11/21/03	11/21/2003	12:06:11 PM	12:09:08 PM	17.96	Light Weight Aggregate
60997	A01200	380	11/21/03	11/21/2003	12:07:15 PM	12:33:29 PM	34.64	Light Weight Aggregate
61022	A06100	380	11/21/03	11/21/2003	6:17:12 PM	6:32:15 PM	31.99	Light Weight Aggregate
60978	A09500	8812	11/21/03	11/21/2003	6:37:48 AM	7:15:24 AM	25.66	Light Weight Aggregate
60995	A05100	8812	11/21/03	11/21/2003	11:56:19 AM	12:11:04 PM	25.82	Light Weight Aggregate
61008	A01915	8812	11/21/03	11/21/2003	1:24:49 PM	1:40:01 PM	36.04	Light Weight Aggregate
61012	A04300	8812	11/21/03	11/21/2003	3:31:20 PM	3:41:35 PM	17.49	Light Weight Aggregate
61013	A04100	8812	11/21/03	11/21/2003	3:34:54 PM	3:44:51 PM	34.34	Light Weight Aggregate
61014	A02300	8812	11/21/03	11/21/2003	3:47:38 PM	4:10:22 PM	35.19	Light Weight Aggregate
61016	A09500	8812	11/21/03	11/21/2003	4:18:49 PM	4:33:13 PM	20.21	Light Weight Aggregate
61017	A09500	8812	11/21/03	11/21/2003	5:00:07 PM	5:08:03 PM	24.18	Light Weight Aggregate
61019	A07200	8812	11/21/03	11/21/2003	5:28:58 PM	5:55:29 PM	33.97	Light Weight Aggregate
61020	A09500	8812	11/21/03	11/21/2003	5:35:53 PM	6:02:12 PM	40.07	Light Weight Aggregate
61024	A07200	8812	11/21/03	11/21/2003	6:37:03 PM	7:01:47 PM	36.14	Light Weight Aggregate
61027	A09500	8812	11/21/03	11/21/2003	7:28:11 PM	7:50:02 PM	31.28	Light Weight Aggregate
60987	A02773	9FIN	11/21/03	11/21/2003	10:08:13 AM	10:34:02 AM	38.34	Light Weight Aggregate
60977	A02773	9FIN	11/21/03	11/21/2003	6:34:45 AM	7:11:29 AM	31.96	Light Weight Aggregate
61001	A02773	9FIN	11/21/03	11/21/2003	12:43:40 PM	1:06:02 PM	34.43	Light Weight Aggregate
61010	AS5850	9GB	11/21/03	11/21/2003	1:31:19 PM	1:41:58 PM	34.82	Shale
60979	9999	9GB	11/21/03	11/21/2003	6:39:40 AM	6:46:56 AM	3.26	Shale
60990	9999	9GB	11/21/03	11/21/2003	11:02:57 AM	11:10:57 AM	9.05	Shale
60992	9999	9GB	11/21/03	11/21/2003	11:29:34 AM	11:39:55 AM	3.69	Shale

60994	9999	9GB	11/21/03	11/21/2003	11:53:24 AM	12:01:55 PM	18.28 Shale
60999	9999	9GB	11/21/03	11/21/2003	12:24:25 PM	12:29:08 PM	0.02 Shale
60998	AS4540	9GB	11/21/03	11/21/2003	12:19:05 PM	12:47:50 PM	36.25 Shale
61004	9999	9GB	11/21/03	11/21/2003	12:55:08 PM	1:13:28 PM	10.98 Shale
60988	AS5930	9GB	11/21/03	11/21/2003	10:44:58 AM	11:00:00 AM	20.75 Shale
60993	AS5930	9GB	11/21/03	11/21/2003	11:33:26 AM	11:43:32 AM	20.49 Shale
61002	AS5930	9GB	11/21/03	11/21/2003	12:50:32 PM	1:11:08 PM	20.75 Shale
60983	1I3111	LGF	11/21/03	11/21/2003	7:08:52 AM	9:33:06 AM	21.42 Hazardous Waste
61009	1Q6100	LGF	11/21/03	11/21/2003	1:29:24 PM	2:28:50 PM	16.01 Hazardous Waste
60986	0	LGF	11/21/03	11/21/2003	9:20:20 AM	9:21:41 AM	29.61 Hazardous Waste
61011	1Q6100	LGF	11/21/03	11/21/2003	1:38:05 PM	2:59:45 PM	16.07 Hazardous Waste
60989	0	LGF	11/21/03	11/21/2003	10:56:27 AM	10:57:08 AM	29.96 Hazardous Waste
60985	0	LGF	11/21/03	11/21/2003	8:51:28 AM	11:57:46 AM	24.06 Hazardous Waste
61028	0	LGF	11/21/03	11/21/2003	7:36:34 PM	7:36:46 PM	23.45 Hazardous Waste
61007	1M2102	LGF	11/21/03	11/21/2003	1:22:42 PM	4:52:50 PM	20.05 Hazardous Waste
61005	MISC	MISC	11/21/03	11/21/2003	1:03:33 PM	4:25:21 PM	10.97 Unknown
60982	ROLL	ROLL	11/21/03	11/21/2003	6:44:22 AM	6:52:05 AM	3.12 Trash Rolloffs
60973	ROLL	ROLL	11/21/03	11/21/2003	6:05:48 AM	6:06:17 AM	2.02 Trash Rolloffs
60984	ADV	USED	11/21/03	11/21/2003	7:43:30 AM	4:36:17 PM	12.62 Used Oil
60980	ADV	USED	11/21/03	11/21/2003	6:41:00 AM	4:05:19 PM	11.82 Used Oil
60981	ADV	USED	11/21/03	11/21/2003	6:42:45 AM	3:37:25 PM	13.48 Used Oil
60976	ADV	USED	11/21/03	11/21/2003	6:28:54 AM	3:04:59 PM	0.15 Used Oil
60975	ADV	USED	11/21/03	11/21/2003	6:20:40 AM	5:59:44 PM	1.21 Used Oil
60974	ADV	USED	11/21/03	11/21/2003	6:11:07 AM	2:24:33 PM	0.11 Used Oil